


HUNGARIAN DEMOGRAPHIC
RESEARCH INSTITUTE

WORKING PAPERS

ON POPULATION, FAMILY AND WELFARE

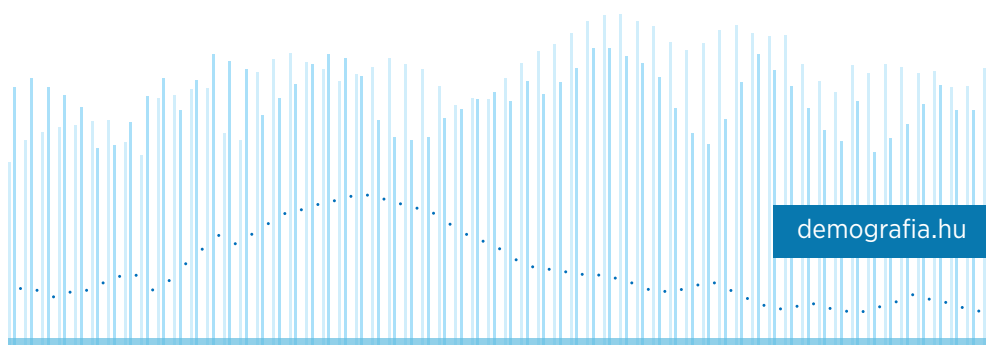


Nº 21

STUDYING EMIGRATION BY EXTENDING A LARGE-SCALE
HOUSEHOLD SURVEY

METHODOLOGY, EVALUATION AND DESCRIPTIVE FINDINGS

by
Zsuzsa BLASKÓ



WORKING PAPERS

ON POPULATION, FAMILY AND WELFARE

Nº 21

STUDYING EMIGRATION BY EXTENDING A LARGE-SCALE HOUSEHOLD SURVEY

METHODOLOGY, EVALUATION AND DESCRIPTIVE FINDINGS

by
Zsuzsa BLASKÓ

Hungarian Demographic Research Institute
2015

ISSN 1588-3396
ISBN 978-963-9597-32-7

Director: Zsolt Spéder
Series editor: Attila Melegh
Language editor: Linden Farrer
© Zsuzsa Blaskó

Suggested citation:
Blaskó, Zsuzsa (2014): Studying emigration by extending
a large scale household survey.
Methodology, evaluation and descriptive findings.
Working Papers on Population, Family and Welfare,
No. 21, Hungarian Demographic Research Institute, Budapest.

Address: Hungarian Demographic Research Institute
Budapest, Buday László utca 1-3. 1024 Hungary
e-mail: blasko@demografia.hu



HUNGARIAN DEMOGRAPHIC
RESEARCH INSTITUTE

ABSTRACT

The present paper introduces the methodology of a pilot study on emigrants carried out in the framework of the SEEMIG project¹ in Hungary and Serbia during 2013. Besides presenting the study design, key methodological lessons are drawn and an evaluation of the design is provided based on research results from Hungary. From these we conclude that the study was successful in providing valuable methodological insights that will no doubt lead to future improvements in collecting information about emigration. Furthermore, it has also yielded a rich set of indirectly collected data on an exceptionally large sample of emigrants, even though the data needs to be dealt with and considered with care. Making the first step in utilising this data, the paper also provides a descriptive analysis of the composition of the emigrant population from Hungary. Along with other results, the analysis shows that mostly young people, predominantly those in their twenties and thirties are leaving the country and that higher education graduates are significantly overrepresented among them.

Keywords: brain drain, labour migration, migrant, migration, out migration, survey, methodology, Labour Force Survey, Hungary

¹ SEEMIG – Managing Migration and its Effects in SEE – Transnational Actions towards Evidence-based Strategies is a strategic project funded by the European Union’s South-East Europe Programme. Project code: SEEMIG - SEE/C/0006/4.1/X.

CONTENTS

List of acronyms and abbreviations	5
FOREWORD	7
1 INTRODUCTION	7
1.1. Challenges of collecting emigration data	7
1.2. Two-stage research designs and the SEEMIG approach	9
2 THE FIRST PHASE OF THE PILOT STUDY	11
2.1. Design and fieldwork	11
2.2. LFS and SEEMIG	12
2.3. Definitions applied	12
2.4. Content of the questionnaire and the interview process	13
2.5. Collecting contact details	14
2.6. Enhancing response rates	15
2.7. Response rates in the first stage of the study	15
3 THE SECOND PHASE OF THE PILOT STUDY	17
3.1. Introduction	17
3.2. An attempt to boost the initial sample: Introducing Respondent-Driven Sampling	18
3.3. Content of the questionnaire	20
3.4. Fieldwork and data collection	20
3.5. Response rates in the second stage of the study	21
4 AN EVALUATION OF RESPONSE RATES AND SAMPLE ATTRITION IN THE SEEMIG PILOT STUDY	23
4.1. Introduction	23
4.2. Reaching the target population	24
4.3. Provision of detailed data	27
4.4. External Testing of the Composition of the SEEMIG pilot data	28
4.5. Provision of contact information	31
4.6. Successful emigrant-interviews	33
5 RELIABILITY OF EMIGRANT DATA PROVIDED BY HOUSEHOLD MEMBERS IN THE COUNTRY OF ORIGIN	35
6 DESCRIPTIVE FINDINGS FROM THE STUDY	36
7 SUMMARY AND CONCLUSIONS	44
REFERENCES	46
ANNEXES	49
First phase SEEMIG Questionnaire	50
Second phase SEEMIG Questionnaire	58
List of Working Papers	79

LIST OF FIGURES

Figure 1: The SEEMIG research design	10
Figure 2: Overlapping circles of migrants in the SEEMIG pilot study	13
Figure 3: Loss of sample size and reduction of representativity in four stages in the SEEMIG pilot study	23
Figure 4: Hungarian citizens emigrating from Hungary. Estimates for yearly emigration flow	26
Figure 5: Distribution of emigrants by year of emigration. SEEMIG data.	36
Figure 6: Hungarian citizens immigrating into European countries. Based on “mirror” statistics. 2009-2012, supplemented with data from German and Austrian Statistical Offices.	37
Figure 7: Distribution of emigrants by age. SEEMIG data.	37
Figure 8: Target countries of Hungarian emigrants. Percentages. SEEMIG data.	39
Figure 9: Composition of emigrants by economic activity. SEEMIG data.	40

LIST OF TABLES

Table 1: Response rates and number of migrants recorded in the SEEMIG study	16
Table 2: Results of the different methods of collecting contact information during the SEEMIG study, Hungary	17
Table 3: Nature and number of contact details collected during the first phase of the study	21
Table 4: Response rates in the second stage of the pilot study	22
Table 5: Answers provided to the RDS question	22
Table 6: Subsequent stages of sample-loss in the SEEMIG study	23
Table 7: Comparing estimates on emigration from Hungary	25
Table 8: Sample attrition at the stage of provision of detailed data about emigrants. Odds ratios of providing such data after identification of an emigrant.	28
Table 9: Composition of the SEEMIG sample compared to census data and data from the HDRI 2013 study. Gender, age, educational level, destination country type and region of previous living. Percentages.	29
Table 10: Sample attrition at the stage of provision of contact information for emigrants. Odds ratios of providing contact data after providing detailed statistical data	32
Table 11: Sample attrition at the stage successful interview. Odds ratios of conducting a successful interview.	34
Table 12: Proportion of correct, incorrect and “do not know” answers provided by the LFS household members regarding the emigrant’s status. N=125	35
Table 13: Pearson correlations between data provided by the LFS household members and by the emigrant person N=125	36
Table 14: Demographic composition of emigrants compared to the resident population. Age group 15–74. Percentages. SEEMIG data.	38
Table 15: Composition of emigrants by target country and time of emigration. SEEMIG data.	40
Table 16: Number of visits to Hungary in the past year – emigrants who left the country at least one year before the study. SEEMIG data.	41
Table 17: Financial links of emigrants to Hungarian households. Percentages. SEEMIG data.	42
Table 18: Emigrants’ intentions to return to Hungary. Percentages. SEEMIG data.	43

LIST OF ACRONYMS AND ABBREVIATIONS

Abbreviation	English translation	Endonym
CATI	Computer-Assisted Telephone Interviewing	
CAWI	Computer-Assisted Web Interviewing	
EEA	European Economic Area	
HCSO (KSH)	Hungarian Central Statistical Office	Központi Statisztikai Hivatal
HDRI	Hungarian Demographic Research Institute	Népességtudományi Kutatóintézet (NKI)
LFS	Labour Force Survey	Munkaerő-felmérés (MEF)
GWSM	Generalised Weight Share Method	
RDS	Respondent-Driven Sampling	

ACKNOWLEDGEMENTS

The SEEMIG pilot study in Hungary was carried out in close and intense co-operation with colleagues from the Demographic Research Institute (HDRI) and the Hungarian Central Statistical Office (HCSO) and external experts were also involved. We would like to express our special thanks to the following for their invaluable contributions to this research: Irén Gödri (Thematic Expert HDRI), Attila Melegh (SEEMIG Project Manager), Endre Sik (external expert), Ágnes Hárs (external expert), Edit S.Molnár (external expert), Gergely Fraller (weighting and methodological support, HCSO), Natalie Jamalia (HCSO, Co-author of the SEEMIG pilot research reports) Erika Csaba, Rita Váradi and Roland Kadlecsik (LFS expertise, HCSO), Zsolt Papp (IT programming), Ádám Dickmann (migration statistics expertise, HCSO), Adél Rohr (CAWI Programming, HDRI), Zsuzsanna-Bodacz-Nagy (Research Assistant, HDRI), Zsófia Kelemen (Research Assistant), Orsolya Sármasý (administrative support, HDRI), Ildikó Simonfalvi and Béla Soltész (administrative support, HCSO).

FOREWORD

The present paper introduces the methodology of a pilot study on emigrants carried out in the framework of the SEEMIG project in Hungary and Serbia during 2013. Besides presenting the study design, key methodological lessons are drawn and an evaluation of the design is provided based on research results from Hungary. The research design and details of the fieldwork were previously described in detail in two project reports² and details of the Serbian study are given in the respective volume of the SEEMIG Working Paper series³, which the current paper builds upon. In contrast to the earlier research reports however, this paper focuses on the Hungarian study and it also provides descriptive results from the survey.

1 INTRODUCTION

1.1. CHALLENGES OF COLLECTING EMIGRATION DATA

A lack of reliable and comparable data on international migration is well-documented in the literature and particularly prevalent in the field of emigration. National and international overviews (see e.g. Gárdos and Gödri 2014) have revealed that administrative data on migration is often unavailable, of poor quality or provides poor coverage of the relevant population. Definitional inconsistencies hinder international comparison, even in a European context, and timeliness is problematic. Furthermore, migration data available from administrative sources lack the richness necessary for in-depth analysis and sociological understanding of the social phenomenon of international migration; this criticism also holds for population censuses, which nevertheless remain an important source of data on emigrants and also immigrants from the individual countries once every decade.

Although survey-type data collection might appear an obvious means of overcoming the deficiencies found in administrative data and population censuses, creating an appropriate research design to capture important features of a representative set of the emigrant population poses serious methodological challenges. Emigrants from a given country constitute a hidden, rare and often vulnerable population, for which no sampling frame is available.

It is therefore not surprising that emigration surveys often lack representativeness and are based on non-random sample-selection methods – most often snowball techniques. They tend to concentrate on a selected set of migrants, for example, by profession or by country of destination, and often choose to provide in-depth data on a smaller or larger sample of migrants rather than aiming for representativity. Studies applying an origin-based approach identify their first sample members through household members left in the origin country (e.g. Massey 1987; Arenas *et al.* 2009). Alternatively, identification can take place in the destination country at a virtual or physical locality with high concentration of migrants (Beuchemin and Gonzalez-Ferrer 2011). To ease the fieldwork the number of destination countries reached is typically limited to one or to a small set of countries. Although snowball techniques are useful for overcoming several difficulties inherent in researching vulnerable groups, it does not claim to result in a representative sample of the target population.

An alternative to ordinary snowball sampling is Respondent-Driven Sampling (RDS), which is a specific form of snowball technique with strictly defined rules. This enables attainment of a representative sample. As described by Beauchemin and Gonzalez-Ferrer

² Blaskó and Jamalia 2014a; Blaskó and Jamalia 2014b

³ Blaskó, 2014

(2011; pp.106), RDS has also been used in emigration studies concentrating on single destination countries, though they have not led to convincing, well-documented results so far. Examples in a recent handbook on applying RDS method in migration studies (Tyldum and Johnston 2014) suggest that RDS has been used most extensively for selected groups of migrants (e.g. focusing on certain groups of immigrants in one or more destination localities or on specific migration channels from one locality to another) rather than for surveying the overall emigrant populations of a selected origin country⁴.

Surveys that aim to be representative, and thus provide reliable estimate for the extent of emigration from a country, also tend to be started from the country or community of origin. A possible approach is to sample travellers on country borders. Such a method is applied in the UK (Jensen *et al.* 2012) and also in Bulgaria (Kostova and Yakimova 2013). The limitations of this method include high (budgetary) costs, the amount of time needed, and the restricted depth of data that can be gathered. In addition, because this type of survey is conducted at the time of leaving the country, it cannot capture evidence concerning migration experiences. Finally, it is not possible to produce estimates on the stock of emigrants this way.

Less frequently, information sources from the community level are used. For example, in the so called “community censuses” in Romania, questionnaires regarding emigrants from the local community were sent by post to the local police offices. The questionnaires were completed by so-called key informers (employees of the major’s office, teachers or other representatives of local intelligentsia). Although not free of validity problems, the survey results have been widely used for estimating emigration from Romania (Kiss 2013). A similar attempt in Hungary was TÁRKI’s Local Government Monitoring and Database Project (LGMDP).

While the various research designs listed so far (except for the community source design) attempt to collect data from the migrants themselves, large-scale representative surveys usually restrict themselves to indirect data collection, and typically use (ex-)household members and relatives of emigrants as informants in the origin country. When all details are appropriately designed, the sample of emigrants reported in a nationally representative survey can result in a sample (of emigrants) that properly represents the emigrant population. This way, a reliable estimate of emigration can be produced and it is possible to provide distribution estimates of this population based on the responses to survey questions provided by household members (relatives) in the origin country (see e.g. Zaba 1987).

In these studies indirect methods are used to estimate the number and composition of emigrants on the basis of the number of siblings, children or previous household members living abroad in the national survey (see Jensen *et al.* 2012). As the surveys collect information on third persons, special statistical techniques are needed for data weighting when deriving reliable estimates.

As an extensive overview of migration data in the South East European countries has demonstrated (Gárdos and Gödri 2014), despite facing multiple limitations, the Labour Force Survey remains the single survey with greatest potential to provide reliable data on international migration in a standardised and potentially comparative manner across Europe. The LFS has been used without any special extensions to analyse labour migration, for example in Romania (Kiss 2013) and in Hungary (Gárdos and Gödri 2013). A more extensive category of emigrants was used for an attempt in Moldova, though the reference group of the study still did not exceed the (current) LFS household membership (Producing... 2012). Statistics Lithuania regularly collects information on those household members in the country that are in fact undeclared migrants in a special LFS module on undeclared migration (Lapeniene 2009). Data collected in this manner

4 A Hungarian example to this research design is Hárs 2009.

is also combined and harmonised with register data, which helps to improve migration statistics in the country. Unfortunately, the resulting sample size remains too small to produce accurate estimates or for more in-depth analysis without expanding the reference group as defined by LFS. Moreover, the definition of household membership can also include elements that are unnecessarily restrictive from the point of migration research.

1.2. TWO-STAGE RESEARCH DESIGNS AND THE SEEMIG APPROACH

SEEMIG aimed to build a *sufficiently large and representative* sample of migrants that had left a specific country and do so on the basis of an internationally comparable, rigorous and standardised and financially sustainable methodology. It was also expected that the methodology developed would serve as a Europe-wide best practice for statistical and research bodies to survey emigrants in a systematic and reliable manner.

A recent study in Nepal has both of the goals described above: to collect information on a representative sample of emigrants through a household survey in the origin community, and to carry out a direct emigrant survey based on the first data collection (Ghimire, D.J. *et al.* 2012). The survey was built on a well-established panel study, the Chitwan Valley Family Study in Nepal, and identified migrants from the originating community to the Gulf Cooperation Council countries. In the first stage personal interviews were carried out by interviewers well acquainted with the members of the households and with the wider neighbourhood.

The Nepal study was extremely successful in collecting contact information, as well as in finding and interviewing members of the target population. In the 92 per cent of the cases when a migrant person was identified contact information was also provided. In the second stage 87 per cent of the target respondents were successfully interviewed within six months and 95 per cent in 26 months.

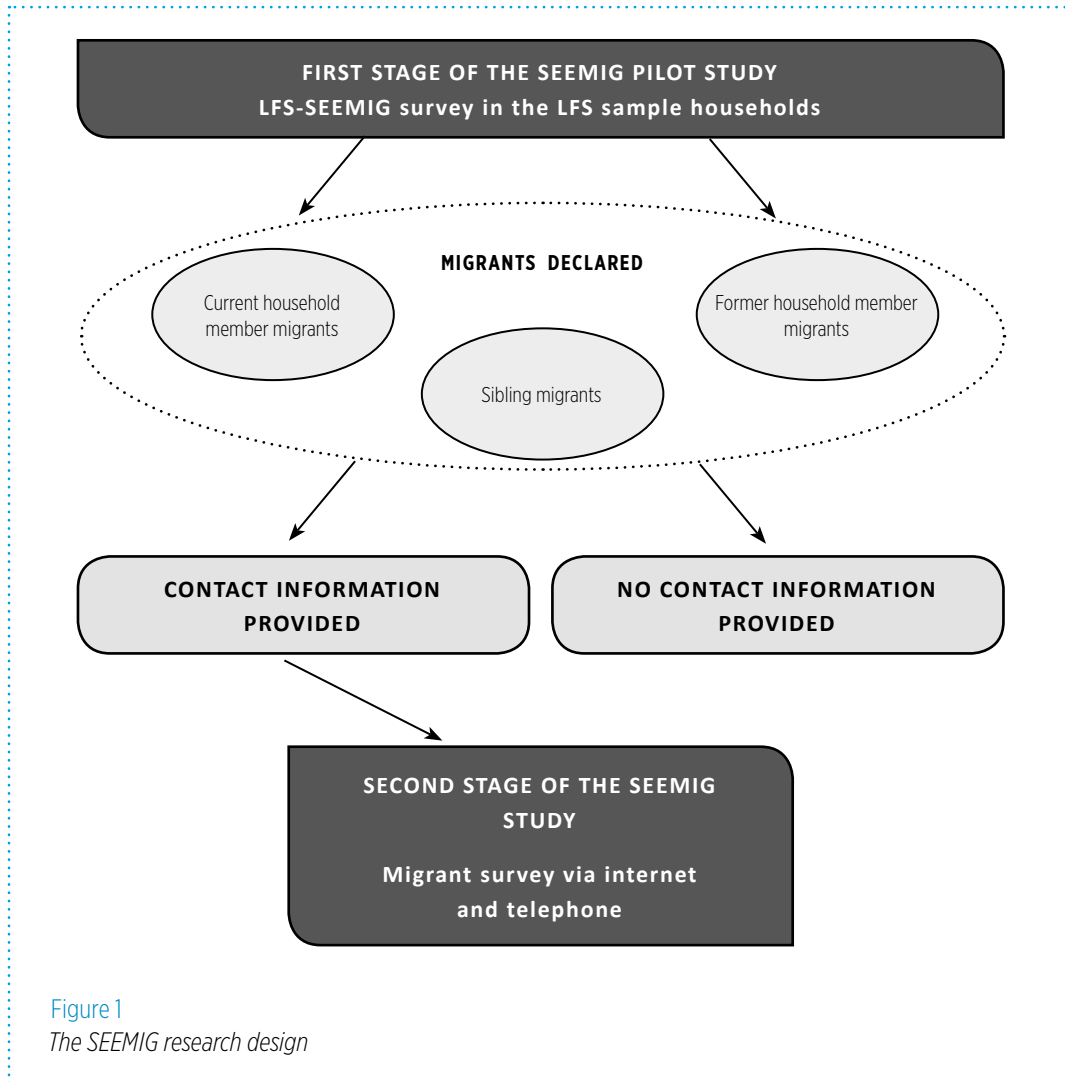
A key factor in achieving such high response rates in both stages of the survey was intense fieldwork. Importantly, the survey was administered on a long-running, well-established sample in Nepal with experienced and well-trained fieldworkers who were in on-going contact with the interviewees. A flexible and personal approach was taken throughout the fieldwork, households were revisited when the first person was unable to provide a contact, the wider social networks at the place of origin and at destination were utilised to generate the necessary contact information when it was needed, and interviewees were provided with a mobile phone to ask for permission of the migrant declared. Another personal element that likely enhanced co-operation was fieldworkers offering to deliver messages between the household and the migrant.

The access rates of this research are impressive, and it seems likely that the methodology suited to the social setting and carefully designed fieldwork played a crucial role in this. Other research attempting to obtain contact details to migrants in their former household led to varying and sometimes very low success rates. In the MAFE study a mixed research design was applied to survey migration between Sub-Saharan Africa and selected European countries. In this case only five per cent of declared migrants were successfully interviewed in their destination country (see e.g. Beauchemin and Gonzalez-Ferrer 2011).

After careful consideration with SEEMIG project partners, we chose to test and further develop the innovative, origin-based two-stage research design, similar to that used by Ghimire and colleagues. Two stages were planned: (1) estimate emigration and provide estimates on the distribution of the emigrant population and, (2) build and use a representative sample of emigrants in a subsequent emigrant survey.

In the first stage of the study the Labour Force Survey was utilised and international migrants were identified through the households included in the LFS household sample. After the emigrant persons linked to the household were identified basic statistical

information was collected about them in the additional SEEMIG battery attached to the LFS questionnaire. After this an attempt was made to record contact information (email address, telephone number, etc.) for the migrants reported in the households. This contact information was to serve as the basis for the second stage of the pilot study, which involved contacting migrants directly and asking them to answer a series of more in-depth questions via telephone or the internet.



The potential advantages of this research design are numerous. Very importantly, it collects information on the migrant persons irrespective of their destination country – i.e. it has the potential to represent a wide and heterogeneous group of emigrants. This is important, because most of the techniques applied in emigration research focus on migrants in a specific destination country. Also, collecting information both in the country of origin and the destination country makes it possible to link information about the migrant to their originating communities. Consequently, it becomes possible to compare households with and without migrants, thereby enabling analysis of the process and events that lead to emigration.

However, and as previous research has shown, the proposed method carries a series of risks and challenges. It was clear that the intense qualitative elements and established and close links between the interviewers and respondents that characterised the Nepalese study would not be possible in SEEMIG. The social environment in which the Nepalese study took place was also markedly different from the (South Eastern) European one. Nepal is a low-income agricultural country, which has experienced a massive increase

in emigration over the past few decades. It is fundamentally a traditional society, both as regards its way of living and its value system with small, closed local communities with strong ties and familistic values.

As we believe that these elements were crucial factors that led to the great success of the Nepal study we acknowledged that the SEEMIG attrition rates would be lower than the ones achieved there. This is even more so, since we also assumed that in the South-East European (SEE) social context emigration might be a more sensitive issue, especially in Hungary, where the rapidly increasing volume of emigration is a new phenomenon that attracts a certain amount of controversy.

At the same time, recent positive experiences collecting contact information to the interviewees' grown-up children in the Gender and Generation Survey Programme at the Demographic Research Institute in Hungary were considered encouraging.

The final decision to carry out the proposed design was made not only because the method – if carefully applied – was best suited for improving the current situation of emigration statistics on the SEE region. It was also made because even if the ultimate aim of producing a large and representative sample of migrants to be contacted directly might fail, the research would nevertheless provide a range of useful outcomes. If applying an extended definition of reference group (i.e. registering not only household members but also former household members and siblings living abroad), then the size of the LFS ensures that emigration can be measured on a larger sample than before for estimating the size and composition of the emigrant population in Hungary.

Furthermore, testing a research method in an SEE environment that has only been piloted in very different settings before (a South Asian country) would be a valuable contribution to the common knowledge base in emigration research. Conducting the survey provides an excellent opportunity to test and understand the possibilities and limitations of surveying emigration in the SEE region with a relatively small budget. Based on our experiences it was expected that lessons would be learned that would help us to improve the methodology and hopefully to adjust it to the SEE environment. It was also expected that the second stage would enable us to identify a set of attributes on which the migrants' relatives in the home country can reliably report. This would serve as a validation of survey questions which could then be included in upcoming surveys on the attributes of emigrants. The process would also provide an opportunity to test further alternative methods (e.g. applying Respondent-Driven Sampling) at later stages of the project.

2 THE FIRST PHASE OF THE PILOT STUDY

2.1. DESIGN AND FIELDWORK

In the first stage a large and representative sample of households (members of the LFS sample) in the originating country was contacted and asked whether any migrants were linked to their household⁵. For migrants identified this way, a small set of questions was posed to members of the household, which collected basic data about education, employment and migration history. At the very end of the LFS-SEEMIG survey interviewed household members were asked to provide contact information (email address, phone number) to the migrant.

Since the survey not only aimed to collect data about the respondents themselves, but also about 'third persons', and in such a way that made it possible to contact them directly, it was particularly important that data protection issues were handled in a responsible manner. For a detailed description of data protection and ethical considerations, see Blaskó and Jamalia 2014a.

⁵ This is defined later on in the chapter.

2.2. LFS AND SEEMIG

The Labour Force Survey (LFS) was chosen as the basis of the SEEMIG study because of its large sample size, standardised methodology applied across Europe, regular data collection sessions and the rich dataset relevant to analysis of international emigration collected about the household and its members. Moreover, linking the SEEMIG battery to a panel survey (rather than to a single cross-sectional one) offered the advantage of relying on on-going contacts between the interviewers and the respondents, and building on already established, potentially positive attitudes towards the survey. Obviously, building the SEEMIG survey on an already existing one rather than establishing new data collection offered opportunities to reduce the financial resources required.

At the same time, close links to a well-established large-scale international survey also implied compromises. The SEEMIG survey was to a large extent determined by the standard, largely inflexible procedures applied in the LFS. The format of the questionnaire, communication style used in the wording of the questions and basic definitions applied were all pre-set according to the LFS standard. Similarly, the interviewers were originally employed for LFS and SEEMIG, and had only very limited possibilities to direct or control their work. Interviewers therefore had to work according to LFS regulations, and there was not much room for flexibility that might enhance co-operation of the respondents (other than the possible secondary contact with the LFS household after the respondent has collected the migrant's permission).

Naturally, a key priority of the LFS team was to avoid any chance of jeopardising successful LFS data collection. Collecting contact details, however, appeared to constitute a non-standard activity, which not only required a complicated set of questions to be included in the questionnaire but also placed an additional burden on the interviewer (and the interviewee). The SEEMIG questionnaire had to be designed so as to minimise the risk of evoking distrust in the respondents, and in such a way that it did not endanger further co-operation with the LFS panel members⁶.

2.3. DEFINITIONS APPLIED

A crucial element of the research plan was how to identify members of the target population. This entailed defining the groups of acquaintances, relatives and household members we considered as "belonging to the household". In building upon the LFS, household members as defined by the LFS formed part of the reference group, so long as they met the criteria of migrants (see below). Consequently, SEEMIG data was collected about (1) any LFS household member who lived abroad at the time of the survey. However, this was expected to be too strictly defined for our purposes and to constitute too small a group of migrants. For example, in Hungary this includes only those who 'live abroad for no more than one year' and who also 'share their income with the household'. Therefore, we extended the circle defined by the LFS by enquiring about (2) 'any person who left abroad from this household, setting a time limit of 1990, i.e. recording only those who left the country in 1990 or later.

Finally, the targeted group was further extended by collecting information about (3) migrant siblings of any household member. The aim of this was twofold. Firstly, we wanted to increase the resulting sample size. Secondly, we wanted to reach out to migrant persons who had moved abroad together with all their household members. This was a crucial step, since data collections that gather information about missing household members only (censuses for example), will by definition omit this significant target group of migrants.

By including migrants who are not (or who have never been) members of the households included in the LFS sample in our resulting migrant sample, we applied *indirect sampling*

⁶ The timing of the survey in Hungary was strongly affected by factors related to LFS administration. As a result, SEEMIG data collection in Hungary had to be carried out between January and April 2013, leading to tight deadlines throughout the design and implementation stages.

methodology and are bound to using the consequent weighting process thereafter⁷ (Deville and Levallee 2006).

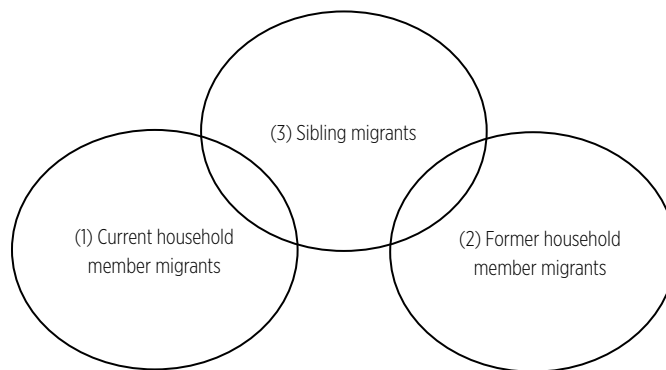


Figure 2
Overlapping circles of migrants in the SEEMIG pilot study

Figure 2 provides a representation of the three groups of migrants the SEEMIG study covers. As can be seen, the three circles overlap because a person who is a sibling of one (or more) member(s) of a household can also be a (former) household member. This possibility had to be dealt with in the questionnaire design to avoid double reporting but it also affected weighting.

From the previous sections it follows that the target population of the SEEMIG pilot study constitutes the following group:

- Hungarian citizens and persons born in Hungary who live abroad and are aged 15 to 74
AND
- (Who are either current or former members of a Hungarian household and moved abroad either in 1990 or after
OR
- Who have a sibling aged between 15 and 74 living in Hungary).

Any person who was declared as ‘currently living abroad’ according to his/her household member in the country of origin and who was not born in the country where he/she currently lives at the time of the survey was recorded as migrant. To ‘live’ abroad was defined in line with the Regulation (EC) No 862/2007: ‘spends most of his/her time abroad – rest time included – either for work or any other purposes’. People on holiday were excluded.

According to this definition, daily commuters did not form part of our sample but weekly commuters or those who commuted on an irregular basis in an intense manner (e.g. two weeks of work abroad followed by one week stay at home) did. Additional questions regarding the frequency and length of home visits included in the questionnaire made it possible to distinguish between ‘classic’ migrants and commuters as described above.

2.4. CONTENT OF THE QUESTIONNAIRE AND THE INTERVIEW PROCESS

The design, logic, and wording of the questionnaire had to be in accordance with LFS standards. This led us to place our battery at the end of the LFS block so that it did not

⁷ Note that this aim also motivated inclusion of some specific questions in the questionnaire (e.g. questions on the siblings of household members and questions on income transfers in the case of migrant siblings). This also implies that it is very important to avoid omitting any questions from the battery since it could jeopardise the usability of the final dataset.

interfere with the usual flow of the LFS interview. As the LFS base interview is rather long, care was taken to keep the SEEMIG battery as short as possible to avoid overloading participants. Basic education and employment characteristics that are routinely collected about each LFS household member were not collected again in the SEEMIG battery. Information that had not been collected by the LFS (i.e. characteristics of former household members and siblings) was collected in the same way as in the LFS. The SEEMIG battery directly followed the general questions of the LFS, covering the three groups of migrants (household members, former household members and siblings), one after the other. With all the three groups a similar procedure was followed. First, any person linked to the household and who lived abroad was recorded. We then asked for their first names to ease identification during the interview process and finally went through a series of personal questions, filling in the so-called *emigrant data sheet*, which covered key social, demographic and labour market characteristics of the emigrant. Some of the questions had to be used as a result of following the Generalised Weight Share Method (GWSM).

In the final block of questions we took account of each migrant mentioned in the interview and went through a carefully designed process to try to obtain contact information for him/her.

2.5. COLLECTING CONTACT DETAILS

Successfully gathering contact details from respondents of the LFS-SEEMIG survey of people living abroad was crucial and the most sensitive part of the interview. Collecting identifiable individual data and which allows them to be approached requires a very high degree of trust between the interviewer and the interviewee. In the Nepalese study a certain amount of trust had been built up through the long and intense process of maintaining a panel. This is typically not the case with the LFS. In our case it was also not possible to apply costly fieldwork techniques (e.g. offering mobile phones to the respondents for getting in touch with the migrant, etc.) that are not a standard part of the LFS procedure. Thus, we had to try to ensure an adequate level of trust through measures that are easy to standardise and to attach to the LFS protocol.

Besides paying maximum attention to data protection issues, a carefully designed process of gathering contact information aimed to maximise respondents' confidence and co-operation. At the end of each interview, in which a migrant (whether household member or sibling) was identified, the interviewer briefly explained the importance of getting in touch with the migrant directly and also described the data protection protocol applied in the study. At the same time, the data protection letter (a declaration signed by the main researchers of the project) was handed over to the respondent (in Hungary only).

After this, respondents were given the option of contacting the declared migrant directly – either immediately via their own phone or at a later time. Those who decided not to take this option but provided the requested details were asked to give at least two of the following pieces of information: email address, Skype contact name, mobile phone number, other phone number and the date of the next expected home visit, together with contact information at home. Those respondents who chose to contact their migrant acquaintance immediately and received permission followed the same procedure. When later communication with the migrant was chosen, the interviewer fixed the time and the mode (face to face or telephone) of the appointment with the respondent. This way we successfully introduced some element of flexibility into the otherwise highly standardised process of data collection.

If at any stage of the interview process co-operation was denied by the respondent a *SEEMIG Research Participant Card* was left in the household. When refusals were by

telephone no card was left. The Card included a personal identification code and a link to the project website, with the electronic version of the questionnaire prepared for the second stage of the study. Household members were then requested to give (or send) this card to their migrant acquaintance.

2.6. ENHANCING RESPONSE RATES

As was clear from previous studies, a key challenge for the SEEMIG pilot was to attain a sufficient migrant sample size and to keep the sample of emigrants from the country representative. Attrition rate is not only problematic because it reduces the sample size but also because non-response is likely to be unevenly distributed across the various segments of the target population (e.g. between the legally and the illegally employed). If this is the case then the representativeness of the sample will be jeopardised.

Indeed, gaining the co-operation of the survey respondents, and thus minimising sample attrition and maximising the size of the emigrant sample was a focal point of our work during the entire preparation and also the fieldwork process. Additional efforts to achieve these goals included the following:

- Small gifts were used as incentives for the respondents in Hungary: a SEEMIG project newsletter in Hungarian as well a textile bag with a SEEMIG logo before the request for providing contact details was made.
- A special bonus scheme for interviewers was developed to maximise their efforts to gain the respondents' trust and provide the contact information requested. The scheme was designed so that it rewards successful contact detail collection to a disproportional extent.

It was of course fully understood that employing well-trained and highly competent interviewers was a key ingredient of successful research. The real challenge for the interviewers in the SEEMIG study was in gaining the trust of the respondent. This would not only enable provision of valid information on a sensitive topic but also to convince respondents to help us to get in touch with other people. To successfully complete these tasks extra communication and other personal skills were needed – part of which can be provided during a well-focused training session. Ideally, a day-long session would have been provided to the interviewers to internalise and to practice the special skills required for the SEEMIG survey.

Tight deadlines in Hungary together with the starting date of the fieldwork shortly after the Christmas New Year holiday period restricted possibilities of such an extended training session being held. For this reason alternative measures had to be taken⁸ – that were considered as being compromise solution.

2.7. RESPONSE RATES IN THE FIRST STAGE OF THE STUDY

Table 1 presents the response rates for the first phase of the SEEMIG pilot study.. Response rate in the LFS was around three quarter and Household refusal to the SEEMIG battery was very low (one per cent).

The number of migrants identified in the interviewed households was 1,908⁹. After reporting the existence of a sibling or a household member living abroad, quite a high proportion of respondents in the LFS sample decided not to provide any

⁸ The measures included: (a) a centralised training session held by the leaders of the study for the regional managers and also for the interviewers in Budapest and the central region; (b) detailed interview manuals to help individual preparation for the work; (c) interviewers were instructed to fill in two SEEMIG questionnaires with very specific instructions reflecting two imaginary situations provided by us; (d) a test covering possible difficult situations during the fieldwork, as well as a mechanisms for identifying migrant acquaintances, which had to be taken by each interviewer before starting their work.

⁹ We will refer to these groups as migrants reported/identified.

further information about them. The attrition rate at this stage of the survey was 25 per cent.

Finally, detailed data was provided by their home-staying household and family members about 1430 emigrants. As a result we have information about gender, age, time of emigration, destination country, etc., available for further analysis.

Unfortunately – but not unexpectedly – the most significant attrition appeared in the last step of the study, when contact information to the migrants was requested. Compared to the number of migrants about whom the respondents provided detailed statistical data, contact details were provided in 38 per cent of the total cases (representing 29 per cent of all the migrants identified).

Table 1

Response rates and number of migrants recorded in the SEEMIG study

Households (HH) in the LFS sample	35,835
Successful LFS HH interviews	26 936
Successful LFS HH interviews %	75%
From this: part of the SEEMIG sample	23 749
Households successfully interviewed – SEEMIG	23 393
HHs successfully interviewed %	99%
Migrants total – identified	1 908 ¹¹
Migrants total – details provided	1 430
Migrants total – details provided %	75%
Migrants total – contact provided	546
Migrants total – contact provided %	29%
Contact provided in relation to information provided	38%

Looking at further breakdowns of the cases when contact details were (or were not) successfully requested, (Table 2) the various methods of motivating data provision can also be compared.

Most of the contact information was provided by the respondent during the interview, without the specific approval of the migrant (446 cases). Thirty-seven pieces of contact information was also given during the interview, but only after a successful call to the migrant had been made. In these cases the migrant readily gave his/her permission. In another 58 cases a second visit or an additional call to the LFS respondent was needed to obtain the necessary information – proving the usefulness of this flexible approach to the fieldwork. The SEEMIG Respondent Card did not prove to be very efficient, as only ten emigrants got in contact using this channel. Finally, in ten cases the migrant could be contacted via the same channels as another migrant linked to the same household.

Out of the 969 cases when we could not obtain contact details, the most typical case was that the requested information was denied immediately by the respondent (790 cases). In these cases the LFS respondents did not even make an attempt to contact their migrant acquaintances. An immediate telephone call to the migrant resulted a refusal in 20 cases, in 16 cases the migrant explicitly gave no permission

¹¹ Siblings reported as living abroad but who are Hungarian nationals from neighbouring countries are excluded from these figures.

to the respondent, while in four cases the respondent did not manage to get in touch with his/her migrant acquaintance and decided to refuse co-operation thereafter. In quite a large number of cases (159) the respondent made no straight refusal during the interview but asked for a second visit (phone call) from the interviewer and during this second contact he/she decided not to provide any information. We cannot tell whether these refusals were indeed preceded by a consultation with the migrant or not.

Table 2

Results of the different methods of collecting contact information during the SEEMIG study, Hungary

Successful attempts	561¹²
Household gave contact detail without asking the migrant	446
The migrant's contact details replicate those of another migrant	10
Contact details provided on the spot after receiving permission from the migrant on the phone	37
Contact detail provided at a later interviewer visit or telephone call	58
Migrant got in touch using the SEEMIG Research Participant card	10
Unsuccessful attempts	970
Contact details denied on the spot without asking for the permission of the migrant	790
Contact details denied on the spot after an unsuccessful attempt to contact the migrant	5
The migrant refused during phone call	16
Contact details denied at a later visit or call by the interviewer	159
All	1531¹³

Looking at the distribution of the emigrants with statistical data, according to belonging to either of the three predefined categories (household members, former household or members and siblings), we find that the inclusion of the two categories outside the LFS target population substantially contributed to achieving a reasonable sample size. In fact, among the current household members (who form part of the original LFS target population) no more than 430 migrants were identified. This number was then more than tripled by the former household member migrants (461) and the 539 sibling migrants.

3 THE SECOND PHASE OF THE PILOT STUDY

3.1. INTRODUCTION

The final response rates achieved in the first phase were disappointing and suggested the failure of the ultimate aim of the research, that is, to directly interview a large, representative sample of emigrants. Obviously, a starting sample size 546 did not seem to be likely to produce a large and unbiased final sample of successfully interviewed migrants. From the relevant literature it is clear that response rates achieved either by

¹¹ In 15 cases contact details were given to the migrant without a completed information sheet.

¹² Although an emigrant information sheet was completed in only 1,430 cases in Hungary, an attempt was made to obtain the contact details of 1,531 migrants. This is because we also decided to try to obtain contact information when a migrant was declared but statistical information was denied (migrant information sheet was not filled in) whenever it seemed possible in the interview situation. From these attempts, one or more pieces of contact information (typically email addresses and/or telephone numbers) were received in 561 cases.

CATI (Computer-Assisted Telephone Interviewing) or CAWI (Computer-Assisted Web Interviewing) rarely exceed 40–50 per cent (see e.g. Dex and Gumy 2011). Moreover, with a sensitive group like international migrants, response rates do not tend to reach high levels. Finally, we could not expect each of our contact details to be correct and work. Even with an optimistic scenario, expecting a response rate of 40 per cent, we would not realistically reach more than 220 emigrants. This means that even in an ideal case we would have failed to produce an emigrant sample large enough for detailed statistical analyses. Besides the high likelihood of achieving a sample too small for appropriate analysis, the fear remained of the final sample being statistically biased, as it was very likely that migrants responding to the survey would differ systematically from those who would not respond.

As we know from the Nepalese study (Ghimire *et al.* 2012), it is not impossible to achieve high success rates in contacting emigrants in a social survey. In that study, however, the social context was markedly different from South-East Europe, the emigrants were geographically more concentrated, and – importantly – more resources (both time and money) were available. In the SEEMIG project an eminent aim was to develop methodological best practice that was also financially sustainable. Clearly, it was not realistic to have a very long interviewing period in the second phase of the study, or intense revisitations to households when the contact information failed to work. Nevertheless we decided to carry on with the second phase of the study for several reasons. Firstly, it was SEEMIG's intention to test the full research design, and not to stop at any stage even when a failure of fully achieving the ultimate goals became clear. Indeed, being pilot research the SEEMIG study had the mission of drawing lessons – positive and negative – that testing an innovative research design can offer. Secondly, we could see that valuable methodological experiences could be expected from the second phase of the survey. For example, it was planned that wherever possible information provided by the emigrant would be cross-checked with the information provided about the same person by his or her acquaintances in the sending country. Finally, we also acknowledged that information collected even on a small (and not fully representative) sample can be an object of important qualitative analyses, providing valuable insights into the process of emigration from our countries.

Despite the low number of emigrants with contact information collected in the first phase of the study, the second phase was designed so as to maximise the potential benefits of the research.

3.2. AN ATTEMPT TO BOOST THE INITIAL SAMPLE: RESPONDENT-DRIVEN SAMPLING

When faced with the low case numbers achieved in the first phase of the study it was decided that potential alternative methods of boosting the sample should be considered and possibly tested. During intense consultations with sampling experts¹³, the following options were considered potential methods for sampling rare and hidden populations: Disproportionate Stratified Random Sampling, Random Sampling with Screening, Multiple-Frame Sampling, Space–Time Sampling, Adaptive Cluster Sampling and Respondent-Driven Sampling¹⁴. After a careful review of the statistical prerequisites as well as of the inherent costs of each methods Respondent-Driven Sampling (first introduced in Heckathorn 1997) was chosen as the most cost-effective approach. According to this approach, emigrants identified during the first phase of the study could be used as seeds in a snowball-type research design. Similar to classic snowball-sampling, the seeds' networks are utilised to invite further respondents

¹³ Dávid Simon and Zoltán Kmetty.

¹⁴ For a detailed description of the selection process see Kmetty and Simon 2013a.

into the sample. The specific conditions applied in the methodology (e.g. the way the referred persons are selected and also certain characteristics of the population studied, a special mathematical model applied, etc.) ensure that RDS is a chain-referral sampling technique that produces a final sample that is independent from the initial respondents from which the sampling process begins (Simon 2012).

In fact the emigrant sample derived from the first phase of the pilot study had better qualities than RDS would in fact require. Since the SEEMIG emigrant sample is an indirect sample derived from a nationally representative household sample it was expected to represent the target population proportionally. This quality of the starting sample can not only be capitalised upon during the process of verifying the validity of the prerequisites for the RDS, but might also promote faster convergence of the RDS sample (Kmetty and Simon 2013a).

When considering the applicability of RDS to SEEMIG it was established that the population studied and the starting sample met most of the criteria necessary for the application of the method. Doubts were only raised concerning the assumption that members of the target population were all linked to a single component in the network. This is certainly problematic in the case of the SEEMIG study, as the emigrants targeted are located all over the world, and they therefore form a geographically widely distributed population. However, fulfilment of this assumption is possible to test empirically *a posteriori*, that is to say, after the sampling is completed.

A second drawback we had to face was that due to applying CATI and CAWI we could not ensure the full anonymity of the respondents. Instead of requesting them to directly connect the researchers with their peers (without giving out their peers' contact details), we had to ask them to identify their emigrant peers and provide us with contact information so that we could contact them later. In the absence of the necessary means to build a special infrastructure (either to buy or to develop specialised software) that would enable us to make these connections without handling the contact data, we were aware that only a restricted version of RDS could be applied. RDS methodology specifically prescribes the information to be collected from the respondents. Following these prescriptions¹⁵, the following questions were inserted into the questionnaire:

- How many friends/relatives/colleagues of Hungarian citizenship do you have who currently live abroad? Please only consider those with whom you have been in contact during the last month.
- Please provide some information about each of these persons (e.g. gender, age, country of residence, type of relationship: friend, family member, etc.)
- Please provide us with some contact details (phone number and/or email address) to the *first* and the *last* person on your list above.

As collecting the contact information for third persons is sensitive, this block was inserted at the very end of the questionnaire to avoid losing co-operation at an earlier stage. Sensitivity and consequent data protection issues were also considered and dealt with and necessary information was also provided to the respondent¹⁶.

Considering the limitations of this approach (lack of full anonymity, potential lack of the population forming a single component) and also the pilot nature of our study, we decided to take a risk-averse approach. The plan was to conduct the first round of data collection of the SEEMIG pilot second stage with the necessary RDS questions included in the questionnaire, and to decide about continuation of the data collection only after reviewing response rates achieved in this first round.

¹⁵ See e.g. <http://www.respondentdrivensampling.org>.

¹⁶ Details of data protection are given in Blaskó and Jamalia 2014a.

3.3. CONTENT OF THE QUESTIONNAIRE

The purpose of the second stage of the study was to benefit from the opportunity of contacting the emigrants directly (as opposed to the first phase of the study) and in this way to collect more detailed and in-depth information about their migration history as well as their demographic and labour market characteristics. At the same time, we also intended to cross-check data gathered in the home-country households.

Considering that similar sample surveys of the emigrant population are without precedent in Hungary (as well as in other countries in the region), a wide range of topics and research questions seemed important and relevant to the study¹⁷. After considering the various options, migrants' motivation, plans for the future and labour market situation abroad were chosen as the focal points of the questionnaire. In addition, a small series of items relating to Developmental Idealism Theory (Thornton *et al.* 2012) was also added.

The structure of the final questionnaire was as follows¹⁸: (1) Circumstances of migration, (2) Purposes and motivation of migration, (3) Circumstances abroad, (4) Education, occupation and employment, (5) Contact with relatives and friends in Hungary, (6) Plans for the future, (7) Developmental idealism, (8) Respondent-Driven Sampling.

3.4. FIELDWORK AND DATA COLLECTION

A breakdown of the various types of contact information provided in the first phase of the study is presented in Table 3.

Table 3

Nature and number of contact details collected during the first phase of the study

No contact provided	1362
One contact provided	380
Email address	129
Telephone number	241
Skype	10
Two contacts provided	141
Email address & telephone number	117
Email address & Skype	13
Telephone number & Skype	11
Three contacts provided	8
All	1908

The collected contact details required some preliminary cleaning to eliminate or (preferably) to correct obviously faulty pieces of information. CAWI was the most cost-effective means of carrying out the survey, and much effort was put into reaching as many emigrants through this channel as possible. Therefore whenever an email address was available the first trial for contact-making was via the web, regardless of whether a phone number or other contact details were also available.

¹⁷ As the SEEMIG pilot study had originally been planned as a methodological experiment, no specific focus of the study had been defined previously in the project plan.

¹⁸ For the full questionnaire consult the Appendix.

An email was sent out in 277 cases in Hungary followed by a reminder email four days later (208 cases). After waiting for another week for the response, the telephone number of the emigrant (when available) was sent to the telemarketing company (see below). In cases where only an email address was available, the attempt was given up at this stage.

Telephone numbers of emigrants without a valid email address were handed over to a telemarketing company in Hungary. The interview period started late in June. Applying an automatic call device, the company called the phone numbers 5.2 times on average. If the migrant denied co-operation, the operator offered for him/her to answer the questionnaire on the web.

A major and unfortunately unforeseen problem was that in as many as 230 cases we only had either a Hungarian household's telephone number or a Hungarian cell phone number. The likelihood of successfully administering an interview with an emigrant using a home-country based phone number is rather low. With relatively recent migrants, often in the neighbouring countries with more intense links in to the home-country households, it is possible that they tend to keep their home-country mobile phones. However, it is also possible that providing a Hungarian mobile phone number to the emigrant household member (or sibling) was a hidden way of refusing co-operation from the LFS respondents' side. It is possible that emigrants only use their Hungarian mobiles when they (temporary) stay within the country.

3.5. RESPONSE RATES IN THE SECOND STAGE OF THE STUDY

From 546 Hungarian contacts, 125 successful interviews were made: 66 on the web, and 59 via telephone. These add up to a success rate of 23 per cent.

A detailed list of outcomes of the various attempts to make contact is provided in Table 4 showing that email contacts generated better results than telephone calls did.

As seen in the formal tests later on, the number of successful interviews is not only too low for further statistical analysis but also represents a biased sample of international emigrants. However, the data are still considered to be appropriate for valuable qualitative analysis, and also for small-scale validity testing of the data provided by the home-country household members about emigrants.

The following evaluation can be made considering the success rates to the RDS block in Hungary¹⁹. Out of the 561 contact details collected in the first phase of the study a successful interview was carried out with 125 (22 per cent). From the 125 respondents of the second phase a valid response was given to the first RDS question (how many emigrant persons he/she knows) by 100 (81 per cent) respondents. Of these, 89 said that they knew at least one emigrated person in their personal network (77 per cent); the average number of known acquaintances was 5.4. Only 31 respondents were willing to co-operate when it came to providing contact details to the emigrant acquaintance. They altogether provided contact details to 54 further emigrant persons from Hungary (Table 5).

From these ratios the following scenario can be foreseen. Taking the response rates in this survey (22 per cent) we can expect no more than 12 successful interviews in a potential second round of RDS. Again, assuming a response rate similar to what we experienced in the pilot study (contact information provided by 25 per cent, to 1.74 emigrant persons on average), we can expect to collect contact information for five more emigrant persons in the next round.

These calculations clearly suggest that in this format RDS would not provide any satisfying solution to the problem of small number of cases and the biased emigrant sample resulting from the first phase of the SEEMIG study. It is therefore not worth continuing the exercise.

¹⁹ The following is based on Kmetty and Simon 2013b.

Table 4

Response rates in the second stage of the pilot study

CAWI	
Total number of emails sent to migrants	277
Successful interviews, CAWI	66 (24%)
Number of responses to first email	35
Number of people responding after the reminder email	31
Unsuccessful interviews, CAWI	211 (76%)
Non-working email addresses	23
Partially completed questionnaire received	10
No response from a technically working email address	178
CATI	
Total number of telephone numbers called	357
Successful interviews, CATI	59 (17%)
Unsuccessful interviews, CATI	298 (83%)
Unsuccessful call (unanswered/answering machine/fax/answered by someone else, etc.)	177
Refusal (by the person targeted)	92
Prefers to answer via email	29
Interrupted interviews	0
Successful interviews total (CAWI + CATI)	125 (23%)
All	546

Table 5

Answers provided to the RDS question

Responded to the RDS block	100
Person mentioned, but no statistical information or contact provided	20
Person mentioned and only statistical information provided	38
Person mentioned and both statistical information and contact provided	31
Doesn't know any migrants	11
Response to the RDS block denied	25
All	125
Number of contacts collected	54

4 AN EVALUATION OF RESPONSE RATES AND SAMPLE ATTRITION IN THE SEEMIG PILOT STUDY

4.1. INTRODUCTION

Overall, the SEEMIG study only partially achieved its aims. Although it was successful in collecting statistical data about a large sample of emigrants from the country in an indirect way, it was unable to reach out to and directly interview a large, representative sample of migrants from Hungary. Figure 3 demonstrates the chain through which the group of emigrants enumerated in the SEEMIG study not only decreased in size but likely also reduced in terms of its representativity.

Target group of emigrants from the home-country

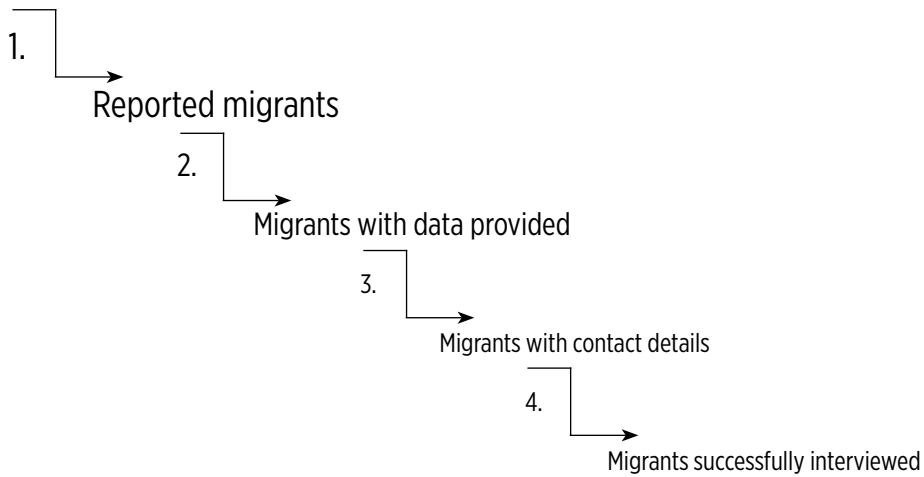


Figure 3

Loss of sample size and reduction of representativity in four stages in the SEEMIG pilot study

As shown in Table 6 statistical information was provided about three-quarters of the migrants identified (stage 2) and contact details were provided to just above one third of the migrants with statistical data (stage 3). Success rates in the second phase of the study was only 23 per cent (stage 4).

Table 6

Subsequent stages of sample-loss in the SEEMIG study

Stage		Hungary
0.	Target group of emigrants from the home country	Unknown
1.	Reported migrants	1908 (% unknown)
2.	Migrants with data provided	1430 (75%)
3.	Migrants with contact details	546 (38%)
4.	Migrants successfully interviewed	125 (23%)

To assess the nature as well as the extent of sample bias during subsequent steps of the data-gathering process, a systematic evaluation of the selection was carried out (presented in the following sections). On the basis of the relevant literature (e.g. Beuchemin and Gonzalez-Ferrer 2011), and our understanding of the nature of emigration and characteristics of sample surveys, we expect that illegal migrants are under-represented in the sample. This is quite understandable, especially given the fear of administrative sanctions expressed by the respondents. In contrast to this, recent migrants and also migrants with close links to the home community are likely to be over-represented, since they are more likely to be (a) considered members of the household, and (b) remembered readily by their relatives in the interview situation. For similar reasons we also expect emigrants from nearby countries or countries that are easier to reach to be over-represented, as they are more likely to pay frequent visits to their country of origin.

4.2. REACHING THE TARGET POPULATION

Firstly, we did not expect that every person was declared in the surveyed households, for example as a result of non-co-operation or lack of awareness of the responding member of household. Although neither the extent nor the nature of this sort of attrition is fully possible to estimate, it is very likely that prevalence was significant in the SEEMIG study. At least this is what the limited possibilities for comparing SEEMIG data with other data sources suggest.

If successfully conducted, the SEEMIG study should have had the potential to provide a reliable estimate of the total number of emigrants from each country. Estimates on the size of the emigrant population are based on the total number of migrants declared in the study. Considering the special nature of the data collection method – indirect sampling – for calculating estimations from the SEEMIG pilot data, we chose to apply Generalised Weight Share Method, which is a weighting method specifically tailored for such samples (Deville and Levallee 2006).²⁰ On this basis, we can calculate that the number of 15 to 74 year old emigrants from Hungary was around 195,500 in 2013. This estimate is based on the total number of migrants reported in the SEEMIG study, i.e. 1,908 cases.

Although we have no fully reliable reference point to evaluate this figure, we do have reason to believe that it significantly underestimates the number of Hungarian emigrants. Partially comparable data available include (1) the 2011 census data, (2) data based on mirror statistics, and (3) estimates from another study carried out by the Hungarian Demographic Research Institute. Although they all refer to different target populations, they can still be considered relevant reference points. The SEEMIG estimate falls short of all of them²¹.

In the case of the most recent population census, the figure to be compared to SEEMIG pilot data is 143,000 plus 70,059 – that is 213,059. Although the value is not dissimilar to the SEEMIG estimate, it is not reassuring as the census is expected to underestimate the number of emigrants. This is because it only partially includes those who emigrated together with all of their household members and their residence in Hungary is vacant, and fully excludes those whose Hungarian property is either rented out or sold to new owners. Since we expected to reach entire emigrant households in our sibling subsample, irrespective of the current state of their property in Hungary

²⁰ Special thanks go to Gergely Fraller, Weighting Expert at the HCSO.

²¹ In the SEEMIG study the following subgroups of the target population were excluded: only children and persons with no living brothers or sisters and without any link to a Hungarian household (being neither a current or former member of it); (1) emigrants with all of their (living) brothers and sisters abroad and without any link to a Hungarian household; (2) emigrants whose (living) brothers or sisters in Hungary are outside the 15-79 age group and without any link to a Hungarian household; (3) emigrants either aged below 15 or over 74. Unfortunately, the size of these age groups is difficult to estimate, and it is therefore not possible to compare them to other groups not covered by other data sources.

and members of entire emigrant households were therefore not excluded from the SEEMIG sample, it is not clear why SEEMIG did not result in a figure *higher* than the census data.

Table 7

Comparing estimates on emigration from Hungary

Definition	Data source	Figure
(1a) Hungarian citizens abroad for more than a year on 1 October 2011	Census 2011	143,000
(1b) Hungarian citizens abroad for less than a year on 1 October 2011 ²³	Census 2011	70,059
(2) Hungarian citizens living in EEA countries on 1 January 2013	Eurostat (2013), supplemented by data from UK Annual Population Survey (2012) (Gödri 2014)	280,000
(3) Hungarian citizens abroad with permanent residency in Hungary – aged 18–49	HDRI 2013	335,000
(4) Members and former members of Hungarian households living abroad, age group 18–74	HDRI Omnibus 2013	240,000
<i>Hungarian citizens and Hungarian born-population abroad, aged 15–74</i>	<i>SEEMIG 2013</i>	<i>195,000</i>

The failure to accurately estimate emigration is also evident if we take the mirror statistics as a reference point. Since only Hungarian emigrants in the EEA countries are included in this figure of 280,000, we would again expect the SEEMIG figure to exceed this one.

We get the most striking difference if we take a recent estimate produced at the Hungarian Demographic Research Institute (Kapitány and Rohr 2013). In this case the number of emigrant Hungarian citizens with permanent official residency in Hungary was calculated on the basis of a representative survey. Although the estimate is restricted to those aged 18–49, it has produced a figure far higher than estimates from the SEEMIG study. Since we have no reason to believe that the value of 335,000 overestimates the actual size of the population targeted, particularly since it refers to a target population from a narrower age-group than SEEMIG does, it again suggests that SEEMIG provides an underestimation of the number of emigrants.

Finally, Table 7 includes estimates from an external test to SEEMIG carried out by HDRI in 2013. The fieldwork in this case was done out by an independent research institute²³. A small battery of questions was designed to rule out a possible “LFS effect” by testing SEEMIG questions concerning the number of current and former household member emigrants. Relevant questions from the SEEMIG survey were repeated in an omnibus survey in September and October 2013 on a sample of 1,000 individuals (in both cases). Estimates derived from this exercise produced a figure of 240,000 emigrants from Hungary – again far exceeding the SEEMIG estimate, and to a statistically significant extent²⁴.

Notwithstanding the differences in stock data detailed above, it should also be noted that emigrant flow, as estimated from the SEEMIG pilot data for the past few years, still exceeds the current, official emigrant flow estimates of the Hungarian Central

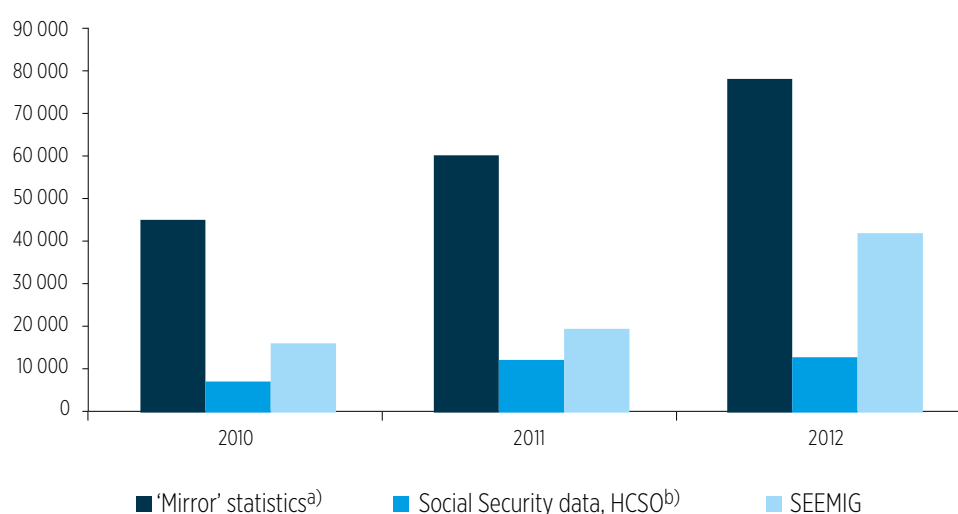
²² HCSO 2013.

²³ TÁRKI.

²⁴ The survey was based on random walking sample selection method.

Statistical Office (HCSO) to a notable extent. Most striking is the difference in 2012 – the year before to the SEEMIG survey. Although the figure calculated by SEEMIG for this year potentially includes temporary migrants, as many of them had spent less than 12 months abroad at the time of the survey, we can still establish that the closer a year is to a survey year the more likely the SEEMIG technique is to produce an accurate estimate of the emigrant flow figure.

At the same time, however, SEEMIG flow estimates are significantly lower than estimates derived from the mirror statistics, despite the fact that mirror statistics estimates only include emigrants to EEA countries. On the other hand, mirror statistics also include migrants who may have returned since their departure, whereas in SEEMIG we only have data about those still living abroad. It is also evident, looking at the trends between 2010 and 2011, that SEEMIG data reflect a similar trend of increase in the period indicated in the other data sources.



a) Source: Eurostat database (updated on 4 April 2014) supplemented with data from Destatis (Germany) and Statistik Austria. Data are missing for the UK and France.

b) Source: Hungarian Demographic Yearbook 2012.

Figure 4

Hungarian citizens emigrating from Hungary. Estimates for yearly emigration flow

After the LFS-SEEMIG data collection, interviewers were requested to provide feedback of their field experiences so we also have their views to support this assumption. In these questionnaires interviewers reported that they faced an almost unequivocal lack of trust and co-operation by LFS respondents when it came to discussing relatives' emigration. In many cases the respondent told the interviewer informally that they did have a relative but had no intention of reporting it formally in the interview. There were even cases when a respondent asked for details about a migrant to be removed after providing the information earlier on in the interview. This usually happened when they reached the part where contact details were requested for the migrant. A list of the most typical attitudes, reported after the fieldwork, follows:

- Respondents *do not believe* that data is needed for statistical purposes only;
- The respondents *did not understand* why the Hungarian Central Statistical Office is interested in these kinds of data;
- Respondents *fear* that their migrant relative will suffer from some administrative consequences, for example:
 - loss of home-country social benefits;

- discovery of illegal work;
- being forced to return home;
- being double taxed – or taxed when they are avoiding tax-paying, etc.
- Some respondents (typically parents of emigrant youngsters) *blamed the state* for the act of emigration, so they did not feel it was fair for a public institution to collect information about it.

The other hand, the marked increase of emigration flows is a new phenomenon in Hungary, with the number of emigrants doubling between 2007 and 2012 (Gödri *et al.* 2014). These trends have evoked heated political arguments in Hungary as to the possible reasons for this increased outflow. Thus, negative, non-co-operative attitudes could have had a negative effect through all of the stages of the study, influencing attrition rates to a notable extent.

4.3. PROVISION OF DETAILED DATA

Even when a migrant was reported it was often the case that further information about this person was denied by the respondent (Step 2). In such cases, just having information on the emigrant person's existence contributed to improving our estimate of the total number of emigrants. Household-level data collected in the LFS battery will also be available for household-level analysis, but not data for any individual-level analysis.

As explained, the attrition rate at this stage of the survey was 25 per cent. To control for sample attrition a logistic regression was carried out, measuring the likelihood of becoming a member of the subsample with detailed information given ($n=1,430$) as contrasted to being identified but with further information denied ($n=478$). In the case of reported emigrants (without further individual data provided) we only have household-level information available. Therefore causal relationships can only be explored with household-level variables among the explanatory factors. Odds ratios together with significance levels from this analysis are provided in Table 8.

Results suggest that geography significantly influences the probability of providing data about an emigrant person. When compared to the Central Hungarian region (which includes Budapest), an increased probability of data provision could be found in all regions – particularly in the Southern Great Plain, Southern Transdanubia and Northern Hungary. Controlling for the type of settlement also shows that inhabitants of the county seats were less likely to provide further information than those in villages, while household members in Budapest were actually more likely to do so. This latter finding suggests that in the Central Regions it is especially in the smaller villages around the capital where people are reluctant to co-operate after reporting a migrant acquaintance. Besides geographical location, the age of the household head also has an impact, with older households being more likely to co-operate than younger ones. The other measured characteristics of the household (such as gender and educational level of the household's head, the presence of an unemployed person or a child in the household) proved to have no impact on the likelihood of sample attrition.

All in all, our findings suggest that the sample of 1,430 emigrants from Hungary, about whom detailed statistical information is available, is significantly biased in terms of its geographical distribution and age of the household head. These biases have partially been taken care of when the final sample weights were constructed. However, as can be seen from the following analyses, geographical biases still remain after the correction.

Table 8

Sample attrition at the stage of provision of detailed data about emigrants. Odds ratios of providing such data after identification of an emigrant.

	Sig.	Exp(B)
Region (Budapest and Central Hungary)	0,01	
Western Transdanubia	0,03	1,76
Central Transdanubia	0,01	1,94
Southern Transdanubia	0,00	2,23
Southern Great Plain	0,00	2,14
Northern Great Plain	0,09	1,51
Northern Hungary	0,00	2,33
Type of settlement (Village)	0,00	
Budapest	0,15	1,50
County seat	0,00	0,58
Town	1,00	1,00
Household head's level of education(Elementary)	0,58	
Vocational	0,66	0,91
Secondary	0,69	0,92
Tertiary	0,69	1,09
Household's head age (31-40)	0,26	
–30	0,81	1,06
41–50	0,12	1,30
51+	0,07	1,35
Unemployed in the household	0,82	0,97
Child below 15 in the household	0,98	1,00
Gender, household's head female	0,25	0,85
Constant	0,00	2,98
Nagelkerke R Square	0,031	

4.4. EXTERNAL TESTING OF THE COMPOSITION OF THE SEEMIG PILOT DATA²⁵

To externally validate the compositions of the SEEMIG pilot data, two data sources – the 2011 census and the HDRI data collection from 2013 – were used. However, due to different target populations and the different sets of information collected, they both provide only limited possibilities for comparison.

In the case of the census, detailed personal data was only gathered about persons living abroad temporarily (the enumerated dwelling is their permanent home but they are abroad temporarily and this period of time is expected to last up to 12 months). Distributions of short-term migrants in the census data are compared to distributions of current household member migrants from the SEEMIG pilot data. To further improve comparability, only members of the 15 to 74 age group were considered also from the census data.

²⁵ This chapter builds largely on Ligeti and Sik 2014.

The HDRI 2013 data collection exercise identified Hungarian citizens abroad with permanent residency in Hungary aged 18 to 49. In this case no limitation was made according to amount of time spent abroad, and distributions from this dataset can be compared to the full SEEMIG sample – except that from the SEEMIG sample only those aged 18 to 49 can be considered.

In the following analysis the composition of the weighted SEEMIG pilot data will be compared to the relevant reference groups by gender, age group, educational level and geographical location before emigration to the destination country.

The first rows of Table 9 compare the gender distribution of migrant household members of the SEEMIG data to short-term migrants in the census. As can be seen, they both suggest a massive over-representation of males. At the same time, the full 18-49 year old migrant population in SEEMIG has an equal gender-distribution – very much the same as can be seen from the comparable HDRI 2013 data. For the sake of transparency, distribution from the entire SEEMIG sample is provided in the last column.

Table 9

Composition of the SEEMIG sample compared to census data and data from the HDRI 2013 study. Gender, age, educational level, destination country type and region of previous living. Percentages.

	SEEMIG	CENSUS	SEEMIG	HDRI 2013	SEEMIG
	Migrant Household members aged 15 to 74	Short term migrants aged 15 to 74	All migrants, aged 18 to 49	Migrants aged 18 to 49	All migrants aged 15 to 74
N	435	6676	1155	535	1430
Male	64	66	50	51	52
Female	36	34	50	49	48
Total	100	100	100	100	100
16–25 years old	18	21	X	X	12
26–35 years old	39	36	X	X	39
36–50 years old	33	31	X	X	34
51 – years old	11	12	X	X	15
Total	100	100	X	X	100
18–25 years old	X	X	10	20	X
26–30 years old	X	X	20	22	X
31–35 years old	X	X	25	23	X
36–40 years old	X	X	22	15	X
41–45 years old	X	X	14	13	X
46–49 years old	X	X	9	7	X
Total	X	X	100	100	X
Primary or less	9	8	X	X	6
Vocational	38	35	X	X	26
Secondary	32	33	X	X	35
Higher	21	25	X	X	33
Total	100	100	X	X	100

Table 9 (continued)

Composition of the SEEMIG sample compared to census data and data from the HDRI 2013 study. Gender, age, educational level, destination country type and region of previous living. Percentages. (continued)

	SEEMIG	CENSUS	SEEMIG	HDRI 2013	SEEMIG
	Migrant Household members aged 15 to 74	Short term migrants aged 15 to 74	All migrants, aged 18 to 49	Migrants aged 18 to 49	All migrants aged 15 to 74
Germany	41	33	23	26	25
Austria	22	14	13	13	12
U.K.	16	16	27	26	24
Benelux	5	6	6	5	6
USA	1	3	5	5	7
Canada	0	1	1	3	2
Other	15	27	25	22	24
Total	100	100	100	100	100
Budapest	5	16	19	23	20
County seat	16	20	18	22	19
City, town	36	33	31	30	30
Village	43	31	31	25	31
Total	100	100	100	100	100
Budapest	5	16	19	23	20
Central Hungary	10	8	9	11	9
West Transdanubia	9	9	9	10	9
Central Transdanubia	17	12	9	9	9
South Transdanubia	20	14	14	13	14
Northern Hungary	15	14	16	12	15
Northern Great Plain	10	13	14	10	14
Southern Great Plain	14	14	11	12	11
Total	100	100	100	100	100

Comparison across age groups between SEEMIG and the census again suggests no systematic bias in the sample data when the directly comparable current household member migrants are considered. More marked and statistically significant differences are apparent, however, between the 18 to 49 migrant samples in the SEEMIG data on the one hand, and HDRI 2013 data on the other. In particular, the SEEMIG sample appears to be somewhat older than migrants in the other sample data, with only ten per cent of the population being aged under 25 in the former and 20 per cent in the latter dataset.

As in the HDRI 2013 data, no information is available on the educational level of migrants, and the only meaningful comparison here is between SEEMIG and the census. Concentrating on current household migrants only, no significant differences between the compositions of the two populations can be identified – although the overall SEEMIG emigrant population appears markedly better educated than current household member migrants.

Composition by destination country shows a somewhat contradictory pattern when compared to the other sources. While the distribution of the total SEEMIG migrant population is very close to the distribution identified in the HDRI 2013 study, current household migrants are somewhat differently distributed across the destination countries

than short-term migrants in the census are. In particular, the proportion of emigrants to Germany and Austria are over-represented in this subsample of the SEEMIG study.

The most marked and systematic bias in the SEEMIG pilot data relates to the (former) geographical location of the emigrants. In particular, emigrants from Budapest appear to be massively under-represented (five per cent) when compared to short-term migrants from the census data (16 per cent). Emigrants from county seats also represent a smaller proportion in SEEMIG. At the same time, emigrants from villages represent a much higher share in the SEEMIG sample than in the census. Differences between SEEMIG and HDRI data are in a similar direction, though their magnitude is more moderate. In terms of distribution by geographical region, the under-representation of Budapest seems to be compensated by a higher share of migrants from Central and South Transdanubia when compared to the census – but comparison with the HDRI data shows no such similar trend.

On this basis we can conclude that the geographical composition of the Hungarian SEEMIG emigrant sample needs to be considered with caution. Possible biases have to be taken into account when conducting any kind of analysis on the data. Moreover, reasons for these biases must be investigated and measures must be taken to avoid such distortions in any future migration-related data collection via the LFS. However, as no other significant bias in the data has been explored, we decided that the sample is appropriate for further in-depth analysis.

4.5. PROVISION OF CONTACT INFORMATION

As indicated by Table 8, the highest level of (measurable) attrition appeared when respondents were requested to provide contact information for the emigrant. This was not an unexpected result, though it was obviously disappointing because it forecasted the failure of the second stage of the survey. All in all we received one (or more) contact details in 546 cases. This represents a ratio of contacts to the number of emigrants 29 per cent. If we take the number of emigrants for whom we received contact information divided by the number of emigrants about whom the information sheet was filled in they represent 38 per cent.

Although it is possible that the respondent did not always have the required information (and indeed, this is an excuse they often used), from the interviewers' survey it was also apparent that non-co-operation reached its highest level when it came to providing contact information.

To compare the subsample of migrants with contact details to all migrants with statistical data, a logistic model that tested selectivity on the Hungarian data was produced (Table 10). Most of the biases explored are in line with studies described earlier. Compared to the larger group, migrants with contact details tend to be more recent and younger migrants. They also have a more intense financial relationship with Hungarian households. Interestingly, household members were more willing to give contact details for female migrants than male ones. Furthermore, emigrants with secondary education are under-represented in the subsample of emigrants with contact details in our study. Finally, geographical distortions are numerous: emigrants from the Central and Southern Transdanubian regions as well as from the North of Hungary are over-represented in the subsample, particularly if we compare them to the (former) inhabitants of villages in the middle regions. Our findings therefore suggest that only a severely biased sample could have been reached, even with a high response rate in the second phase of the SEEMIG study²⁶.

²⁶ Comparison was only made to the Hungarian data.

Table 10

Sample attrition at the stage of provision of contact information for emigrants. Odds ratios of providing contact data after providing detailed statistical data

	Sig.	Exp(B)
Region (Budapest and Central Hungary)	,000	
Western Transdanubia	,114	1,747
Central Transdanubia	,001	2,894
Southern Transdanubia	,000	3,529
Southern Great Plain	,177	1,530
Northern Great Plain	,001	2,897
Northern Hungary	,032	1,979
Type of settlement (Village)	,022	
Budapest	,004	2,824
County seat	,522	,876
Town	,164	1,222
Female	,011	1,413
Education (elementary)	,002	
Vocational	,176	,733
Secondary	,005	,525
Tertiary	,628	,890
No data	,058	,296
Married	,057	1,306
Age (16–25)	,002	
26–35	,102	,710
36–50	,002	,494
50+	,001	,395
Employment status (working)	,792	
Studying	,510	,761
Other	,915	1,024
Destination country (Austria)	,149	
No data	,999	,000
Germany	,947	,987
UK	,551	,879
Other EU	,265	1,264
Non-EU	,164	,695
Financial link to home country /1.: no remittance paid	,000	,559
Financial link to home country /2.: no support received from home	,507	,841
Time of emigration (2010–2013)	,022	
–1989	,006	,353
1990–1999	,543	,850
2000–2006	,805	,958
2007–2009	,036	,704
Constant	,999	,037
Nagelkerke R Square	0,145	

4.6. SUCCESSFUL EMIGRANT INTERVIEWS

There are multiple possible reasons for non-responses during the second stage of the survey. First, a segment of the contact information we gathered was not accurate (outdated, incorrectly reported or coded, deliberately reported incorrectly, etc.). Of course, it was not always possible to tell why a migrant did not respond to an email or a telephone call. Incorrect contact details were not always possible to separate from other forms of migrant non-response. As detailed earlier, email addresses were explicitly identified as non-working in only a very small number of cases, whereas it was not possible to tell why telephone calls were unanswered.

When testing for selectivity among the 125 successfully interviewed Hungarian emigrants as opposed to the 421 unsuccessfully contacted ones, the most marked difference appears to be educational level. In line with the well-documented fact that more educated people are more likely to be accessible via modern communication technologies, we found that emigrants with vocational schooling are 3.3 times more likely to be successfully interviewed than those with elementary schooling. The relevant multiplier is 3.6 for secondary school leavers and 5.9 for higher education graduates. Greater geographical distance considerably decreases the likelihood of a successful migrant interview; emigrants outside Europe had only a quarter of the chance of being interviewed. Finally, the previous place of residence also played a role at this stage of selectivity, with emigrants from the Southern Great Plain and Northern Hungary being less likely to be in the final subsample. Those who paid remittances to a Hungarian household were less likely to have been interviewed than those who did not – although this difference was not significant at the 0.05 level.

Interestingly, the two subsequent stages (Nr 3 and 4) of attrition cancel each other out to some extent. As there are several opposing tendencies in the nature of selectivity in the phase of contact provision, and in obtaining direct information from the emigrants themselves (including the effect of emigrating from Northern Hungary, having a secondary degree and paying remittances), on average the interviewed 125 emigrants were not particularly different from the overall sample of 1,430 emigrants with data provided in a Hungarian household. Importantly though, remaining significant differences still include the markedly increased likelihood of the better educated being in the final sample – with higher education graduates being four times as likely as those with elementary schooling to be interviewed. Married emigrants were also more likely to be interviewed in the last phase of the project than their non-married counterparts, while those who received financial support from home were under-represented. Finally, emigrants outside Europe had only a 20 per cent probability of being included in the final sample (all other factors being equal) compared to emigrants within Europe.

In conclusion, any qualitative, explorative analysis on the direct emigrant interviews must take the massive over-representation of the higher educated as well as the under-representation of overseas emigrants into very careful account.

Table 11

Sample attrition at the stage successful interview. Odds ratios of conducting a successful interview.

	Successful interview – selection from those with contact detail		Successful interview – selection from those with statistical data	
	Sig.	Exp(B)	Sig.	Exp(B)
Region (Budapest and Central Hungary)	,205		,133	
Western Transdanubia	,715	,791	,868	,916
Central Transdanubia	,099	,374	,635	,792
Southern Transdanubia	,212	,494	,698	1,195
Southern Great Plain	,036	,290	,107	,452
Northern Great Plain	,189	,473	,950	1,030
Northern Hungary	,049	,304	,308	,606
Type of settlement (Village)	,659		,957	
Budapest	,276	,478	,855	,903
County seat	,648	1,181	,672	1,144
Town	,670	,890	,761	1,076
Female	,996	,999	,182	1,345
Education (elementary)	,011		,020	
Vocational	,023	3,330	,113	2,218
Secondary	,014	3,659	,167	1,999
Tertiary	,001	5,883	,007	3,967
No data	,026	13,665	,191	3,291
Married	,043	1,712	,034	1,654
Age (16–25)	,986		,738	
26–35	,852	,934	,398	,756
36–50	,979	1,011	,289	,679
50+	,894	1,073	,341	,634
Employment status (working)	,332		,411	
Studying	,138	,267	,185	,343
Other	,825	,915	,988	1,005
Destination country (Austria)	,084		,122	
No data			,999	,000
Germany	,993	1,003	,960	,985
UK	,802	,920	,590	,827
Other EU	,531	1,206	,661	1,155
Non-EU	,013	,243	,017	,270
Financial link to home country /1.: no remittance paid	,051	1,669	,961	,989
Financial link to home country /2.: no support received from home	,066	,439	,050	,458
Time of emigration (2010–2013)	,589		,292	
–1989	,801	,815	,128	,349
1990–1999	,306	,582	,138	,499
2000–2006	,145	,611	,270	,722
2007–2009	,365	,747	,182	,683
Constant	,171	,235	,999	,005
Nagelkerke R Square	0,121		0,092	

5 RELIABILITY OF EMIGRANT DATA PROVIDED BY HOUSEHOLD MEMBERS IN THE COUNTRY OF ORIGIN²⁷

As suggested earlier, the SEEMIG research design provided the possibility of carrying out reliability checks on the emigrant data provided by the left-behind household members. As some key data on emigrants was collected in a similar manner in both phases of the study, i.e. first indirectly from a household member (or alternatively a sibling or a household member of the sibling) in the origin country and then directly from the emigrant herself, it is possible to control the indirect information in all these cases when a successful interview was made with the migrant. This is a major asset, since indirect data collection is frequently used as a research tool and the opportunity to test its reliability is rare.

Tables 12 and 13 introduce some results from a comparison of information provided by the emigrant in the second phase of the study, and similar information provided on the same person by his or her household member in Hungary.

Comparison of the relevant responses can be carried out on employment status, educational level, age, year of emigration, citizenship, number of siblings in Hungary, and country of destination. Our findings are reassuring, suggesting that indirect information collected about emigrants through their left-behind household members and also less close acquaintances are mostly accurate, meaning that they are in line with the information provided by emigrants about the same topic. The ratio of correct answers exceeded 90 per cent as regards country of destination, the type of citizenship the emigrant holds and employment status. A high level of correlation was also found in the year of birth as well as the year of emigration variables between the two data collections. Less accurate information was provided in the Hungarian households about the emigrant's level of education (correct answers 78 per cent), with household members tending to overestimate the emigrant's education, but in most cases by no more than one category. Although the low case numbers make it difficult to provide a fully reliable evaluation, findings suggest that there are no significant and systematic differences between the quality of information Hungarian household members provided about their current or former household members and about the siblings of a household member.

Table 12

Distribution of correct and incorrect responses given by the LFS household members regarding the emigrant's status. N=125

	Correct answer (%)	Incorrect answer (%)	"Do not know" (%)	Total (%)
Employment status (working, pensioner, student, housewife, unemployed)	92	8	0	100
Level of education (primary, apprentice, secondary, college, university)	67	27	6	100
Citizenship (Hungarian, other, dual citizenship)	94	3	3	100
Siblings in Hungary (Number of siblings living in Hungary)	78	22	0	100
Destination country	95	5	0	100

²⁷ This section is based on calculations made by Natalie Jamalia, HCSO.

Table 13

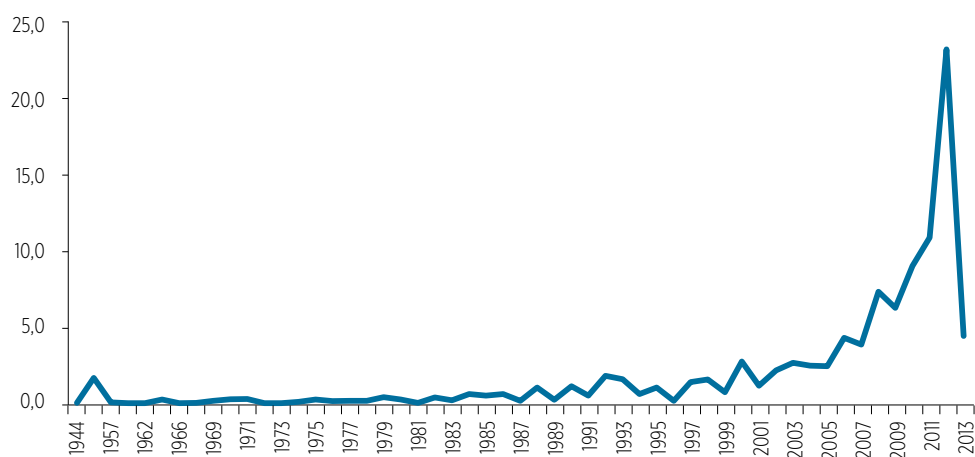
Pearson correlations between data provided by the LFS household members and by the emigrant person
N=125

	Pearson correlation	Significance
Year of birth	0.992	0.000
Year of emigration	0.904	0.000

6 DESCRIPTIVE FINDINGS FROM THE STUDY

In the following section, descriptive statistics from the SEEMIG study in Hungary are provided. Basic demographic characteristics of the population are described and compared to the resident population in Hungary. In addition, we provide details of the responses to simple migration-related questions. More in-depth analyses of the interlinks between the various factors involved in migration from Hungary will be made available in forthcoming papers and articles.

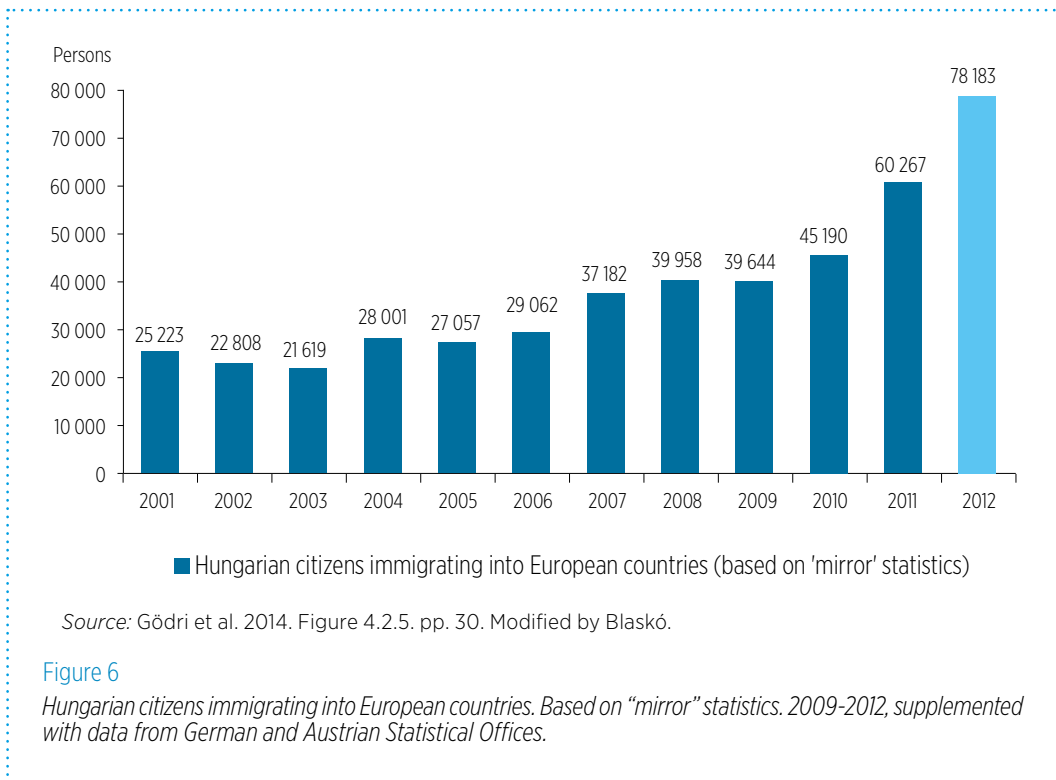
Unsurprisingly, the majority of emigrants identified in the SEEMIG study were relatively recent migrants. Thirty-six per cent emigrated after 2010, and 26 per cent in 2012 or early 2013; information was not provided in six per cent of cases. This tendency follows both from the survey methodology (collecting information about migrants with close links to Hungary) and from recent emigration trends in Hungary. As can be seen in Figure 2, emigration started to increase in 2007 and has continued growing ever since.



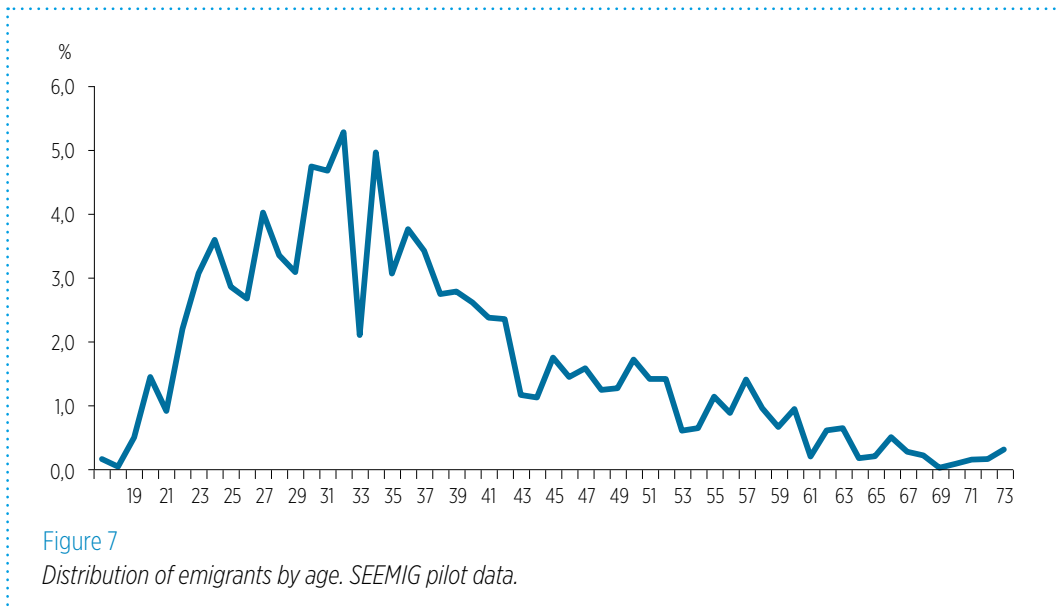
Note: the survey was carried out between January and March, 2013. Therefore data for that year is not indicative of the emigration flows in 2013.

Figure 5

Distribution of emigrants by year of emigration. SEEMIG pilot data.



Our study concentrated on emigrants aged 15 to 74. Because children below the age of 15 form a significant part of the total, it is important to note that our sample only covers adult emigrants. Conversely, elderly people over the age of 74 are not expected to form a large part of the population studied, and their absence from the sample is not expected to have any notable impact on the findings. All in all, the SEEMIG study confirms that the majority of (recent) emigrants come from younger generations.



When looking at the demographic profile of emigrants, a comparison to the population that is actually resident in Hungary helps to identify key selection criteria that lead to becoming an emigrant²⁸. Such a viewpoint makes the young age profile of emigrants

²⁸ Data for the resident population is taken from the LFS, 2013. first quarter.

even more evident. While 63 per cent of emigrants fall between the ages of 20 and 39, only 38 per cent of the resident population does so. At the same time, only 16 per cent of those living abroad are aged over 49 (but below 74), while the respective figure is as high as 41 per cent in the resident population. Looking at the mean age of the two groups, we find that while emigrants are on average 38 years old, the resident population is seven years older. Not surprisingly, the longer the time spent emigrated at the time of the study, the older the respective population. The most recent emigrants (those who left after 2009) represent the youngest group, with 40 per cent in their twenties and 37 per cent in their thirties.

Emigrants are more or less evenly distributed by gender, with slightly more men than women. Women represent 52 per cent of the resident population, which means that there is a slight overrepresentation of men in the sample of emigrants (52 per cent).

While there are more married than single persons in the resident population (according to official status), the situation is the opposite for emigrants. This is especially the case among recent leavers, who are predominantly single (67 per cent). In total, 49 per cent of the emigrant population belongs to the unmarried category.

Notable differences between residents in Hungary and the emigrant population can also be seen by highest level of education. Of particular note, higher education

Table 14

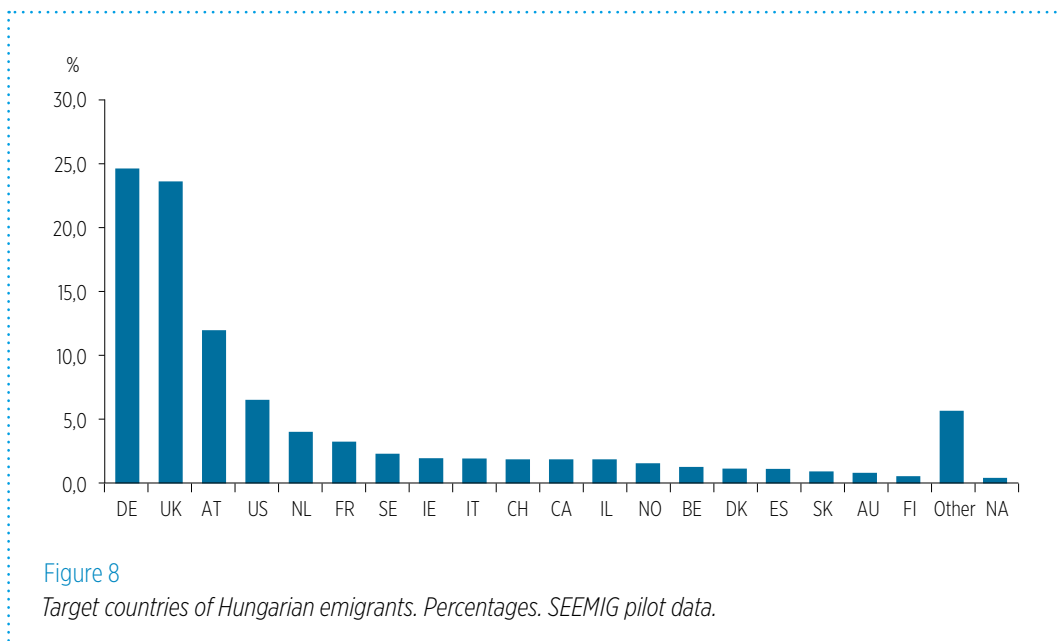
Demographic composition of emigrants compared to the resident population. Age group 15–74. Percentages. SEEMIG pilot data.

	Resident population (LFS)	Emigrants after 2009	All emigrants
N	50025	629	1431
Gender			
Male	48	54	52
Female	52	46	48
Age			
15-19	5	0	0
20-29	17	40	25
30-39	21	37	38
40-49	18	15	18
50-59	18	7	11
60-75	23	1	5
No data	0	1	3
Family status			
Single	35	67	49
Married	49	26	41
Widow	7	0	2
Divorced	9	7	7
No data	0	1	3
Education			
Elementary	24	8	6
Lower secondary vocational	26	25	25
High school	32	38	33
College	11	18	18
University	7	10	14
No data	0	1	4

graduates are significantly overrepresented among those living abroad (with 32 per cent in contrast to 18 per cent), and those with primary education are underrepresented (six per cent in contrast to 24 per cent). Interestingly, the overrepresentation of graduates is slightly less marked among the most recent emigrants (after 2009); those with a high school degree appear to be more concentrated in this group.

Of the emigrants surveyed in the SEEMIG study, 25 per cent live in Germany, 24 per cent in the UK, 12 per cent in Austria, seven per cent in the USA and four per cent in the Netherlands. Other countries, with a share of 2-3 per cent, include France, Sweden, Ireland, Italy, Switzerland, Canada, Israel and Norway. The distribution of emigrants by destination country in the SEEMIG study is largely in line with respective information from other data sources²⁹.

The number of people emigrating to different destination countries has changed quite markedly over the past few decades. While Germany has always been a major destination country for Hungarian emigrants for historical reasons, the share (as well as the number) of Hungarians increased here after the liberalisation of the German labour market in May 2011. The UK, on the other hand, became dominant among destination countries for Hungarians right after the country joined the EU in 2004. Similarly to Germany, Austria has also more recently opened its labour market to citizens of new member states. Consequently, its share only reaches a maximum during the latest period. However, we cannot expect our data to fully reflect the importance of Austria in the international movements of Hungarians. As a neighbouring country, Austria receives a large number of commuters from Hungary who do not appear in the survey. Finally, the Netherlands appeared among the key migration partners of Hungary in the late 2000s, and has remained an important target country ever since. Generally speaking, non-European destination countries have gradually been eclipsed by European countries, especially by EU member states, over the past few decades.



The SEEMIG study fully justifies the assumption that emigration from Hungary is predominantly labour migration. Indeed, 84 per cent of all emigrants from Hungary are employed in their destination country. Only three per cent is found to be studying, four per cent looking after family members and the household, and six per cent not working for any other reason (e.g. looking for a job, retired, ill, etc.).

²⁹ Such as the census and the mirror statistics – see earlier in this paper.

Table 15

Distribution of emigrants by target country and time of emigration. SEEMIG pilot data.

	-1989	1990-1999	2000-2006	2007-2009	2010-	Unknown	All emigrants
N (100%)	108	140	238	231	629	85	1431
Germany	25	18	19	14	34	15	25
United Kingdom	0	3	32	33	26	26	24
Austria	6	12	10	9	14	20	12
United States	18	16	9	4	2	11	7
Netherlands	0	1	2	8	5	5	4
Other EU countries	36	14	18	20	12	11	16
Europe, non-EU	2	9	5	3	3	8	4
Non-Europe	14	27	5	8	5	2	8
No data	0	1	0	0	0	4	1

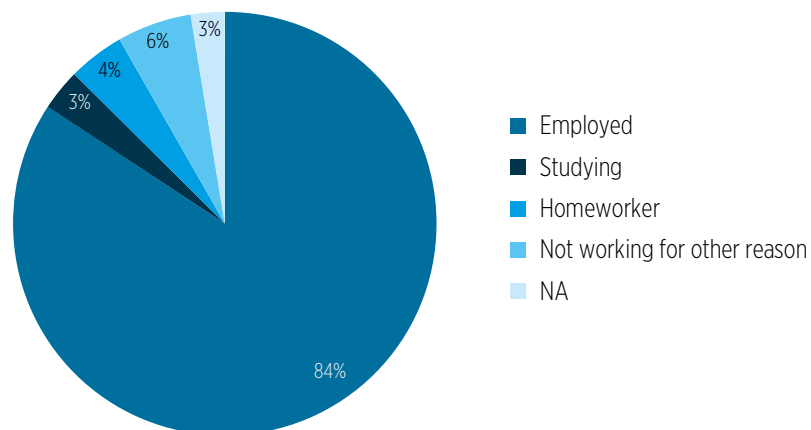


Figure 9

Distribution of emigrants by economic activity. SEEMIG pilot data.

SEEMIG revealed the close links between emigrants and Hungary. The results, however, should be treated with care, as emigrants with closer links to a Hungarian household are more likely to be included in the sample than those without such links as a result of the methodology employed. Nevertheless, we found that the vast majority (75 per cent) of the emigrants had visited Hungary at least once in the year before the SEEMIG study³⁰. (No information was available in 11 per cent of cases.) Younger emigrants and students were particularly likely to have visited at least once. The more recently someone had left the country, the more likely he/she was to return home on an occasional basis. In addition, the smaller the geographical distance, the higher the probability of making at least one home visit per year. Emigrants, making as many as 12 or more visits per year, are likely to be monthly (or even more frequent) commuters. This pattern emerges in nine per cent of cases and is especially common among those living in neighbouring Austria (30 per cent).

³⁰ Only those who left at least one year prior to the survey were included.

Table 16

Distribution of emigrants by number of visits to Hungary in the past year – emigrants who left the country at least one year before the study. SEEMIG pilot data.

	N (%)	No visit	1-3 occasion	4-11 occasions	At least 12 occasions	NA
Target country						
Austria	121	3	12	31	30	23
Germany	248	6	34	31	14	15
Netherlands	42	0	79	17	2	2
United Kingdom	250	3	76	10	2	8
United States	88	51	46	0	0	3
Other EU	194	14	54	14	5	12
Other non-EU in Europe	45	4	47	24	13	11
Non-Europe	95	57	33	7	0	3
No data	7	57	29	0	0	14
Time of emigration						
–1989	108	50	22	7	4	18
1990–1999	139	32	46	8	8	7
2000–2006	238	12	54	14	8	11
2007–2009	230	6	55	22	10	8
2010–	291	4	51	29	11	5
No data	85	6	37	9	5	44
All emigrants	1431	14	48	18	9	11

Remittances are a very important aspect of emigration because they can have major economic consequences at the micro and macro levels. However, financial issues are a very sensitive issue for a large survey and for this reason they could only be covered in a rather general way in the SEEMIG study. As such, respondents were asked whether “the emigrant person receives regular financial support from a Hungarian household”, and whether “the emigrant person provides regular financial support to any Hungarian household”.

According to our results, four per cent of emigrants received regular support from a Hungarian household and 25 per cent pays regular support to a Hungarian household. Men are more likely to pay remittances than women, and older emigrants are more likely to do so than younger ones. Marked differences can also be found by educational level: less educated emigrants are more likely to send remittances – 42 per cent of those with a vocational degree make regular payments, and emigrants with primary education also do so rather frequently (35 per cent). Concerning destination country, the share of remittance payers is highest among emigrants in Germany (39%), in the Netherlands (35%) and in Austria (32%).

Obviously, relatives and left-behind household members are not the ideal source of information about the future intentions of emigrants. Nevertheless, it is interesting to see what, if anything, these informants can tell us about emigrants’ plans for a future return home. In 28 per cent of cases the respondent was unable to provide any answer. Only one in ten respondents was able to provide a more or less precise date or time interval, that is, a specific plan for a return seems to have been made in ten per cent of cases. Uncertainty – even when the emigrant is undecided about whether he/she will return or not – was revealed in 37 per cent of cases, whereas 25 per cent reported that the emigrant had no intention whatsoever of returning to Hungary.

Table 17

Ratio of emigrants paying remittance and receiving financial support from Hungary. Percentages. SEEMIG pilot data.

	N (100%)	Pays remittance			Receives financial support from a Hungarian household		
		Yes	No	Does not know	Yes	No	Does not know
Destination country							
Austria	172	32	59	9	5	92	3
Germany	354	39	58	3	4	94	2
Netherlands	58	34	66	0	10	90	0
United Kingdom	340	19	78	3	4	94	2
United States	94	6	85	9	3	87	10
Other EU	234	19	74	7	4	89	6
Other non-EU in Europe	60	35	65	0	0	98	2
Non-Europe	114	8	89	4	4	93	4
No Data	6	0	67	33	0	71	29
Time of emigration							
–1989	108	11	71	18	0	82	18
1990–1999	140	12	86	2	0	99	1
2000–2006	237	21	76	4	3	94	3
2007–2009	230	27	70	3	3	96	1
2010–	629	32	66	2	8	91	2
No data	85	19	62	19	1	95	4
Gender							
Male	745	32	64	4	4	94	3
Female	687	18	78	5	5	91	4
Age							
15–19	3	0	100	0	0	100	0
20–29	352	23	75	2	13	86	2
30–39	540	23	73	4	2	96	2
40–49	262	28	71	1	2	98	1
50–59	163	43	52	6	1	94	5
60–75	72	8	86	6	0	94	6
Education							
Elementary	84	35	64	1	5	94	1
Lower secondary vocational	352	41	55	3	1	98	1
High school	479	22	73	5	8	88	4
College	460	16	83	2	3	96	1
Economic activity							
Working	1206	29	68	3	2	96	2
Studying	45	0	100	0	49	51	0
Housekeeping, childrearing	62	11	87	2	0	98	2
Not working for other reason	81	5	88	7	16	78	6
All emigrants	1432	25	70	5	4	92	3

The longer the time spent abroad, the more likely it was that the emigrant had no plans to return home. Those who left the country after 2009 tended to be more uncertain, with 51 per cent having no clear plan and only ten per cent planning to stay abroad for good. The majority of the younger emigrants were also undecided – half of the emigrants in their twenties had not (yet) made a decision, only ten per cent would prefer to stay, and a similar ten per cent would prefer to return home.

Table 18

Distribution of emigrants by intentions to return to Hungary. Percentages. SEEMIG pilot data.

	N (100%)	Specific date given	The emigrant is undecided	No wish to return (according to the respondent)	The respondent does not know
Destination country					
Austria	127	9	53	9	29
Germany	270	11	45	21	23
Netherlands	27	19	33	19	30
United Kingdom	202	13	38	22	27
United States	70	0	11	57	31
Other EU	151	5	33	27	34
Other non-EU in Europe	36	17	25	22	36
Non-Europe	71	10	23	47	21
Time of emigration					
–1989	109	4	11	55	30
1990–1999	83	0	8	55	36
2000–2006	125	5	34	32	30
2007–2009	145	10	35	28	27
2010–	441	15	51	10	24
No data	61	0	34	20	46
Gender					
Male	510	10	42	22	26
Female	452	9	32	29	30
Age					
15–19	0	0	0	0	0
20–29	230	15	51	14	20
30–39	343	12	39	22	27
40–49	167	5	31	28	36
50–59	121	2	36	35	27
60–75	59	10	14	53	24
Education					
Elementary	52	4	52	25	19
Lower secondary vocational	253	8	50	20	23
High school	313	11	37	25	27
College	294	12	29	29	31
Economic activity					
Working	797	10	39	24	26
Studying	26	39	12	12	39
Housekeeping, childrearing	33	0	39	27	33
Not working for other reason	72	0	35	44	21
No data	32	0	6	16	78
Total emigrants	961	10	37	25	28

7 SUMMARY AND CONCLUSIONS

From the analyses presented in this paper it is apparent that the SEEMIG pilot study has only partially achieved its aims. On the one hand, there was a failure to build and successfully interview a large, unbiased emigrant sample on the basis of nationally representative surveys (LFS). On the other hand, however, the study was very successful in providing valuable methodological insights that will no doubt lead to future improvements in collecting information about emigration. Furthermore, it has also yielded a rich set of indirectly collected data on an exceptionally large sample of emigrants, even though the data needs to be dealt with and considered with care.

The single most important reason for the failure of the emigrant survey was the small number of emigrant contacts collected in the first phase of the study. With just above one-quarter of the identified emigrants with contact details, the failure of the direct emigrant survey was unavoidable. This was not only a result of the low case numbers, but also because the resulting subsample was severely biased due to unequal sample attrition. Without the additional fieldwork, which was not feasible in the frame of the current research (such as double checking contact details, doing enquiries in the origin network as well as in the destination if needed, etc.), the response rates remained low in the emigrant survey carried out via internet and telephone. Unfortunately, our attempt to boost the sample size by applying Respondent-Driven Sampling did not lead to success in either of the two countries. The reason for this might have been the incompleteness of our RDS study design; due to technical (and budgetary) reasons it was not possible to ensure full anonymity to the respondents in the study. Nevertheless, the data collected in this second phase still allow for small-scale qualitative analysis (with sample biases taken into account). Also, it has provided a good basis for doing some formal reliability tests on the indirect data collected via the LFS. All in all, however, we conclude that the LFS is not appropriate for accommodating an emigrant survey with the aim of directly contacting emigrants in an additional survey.

At the same time the SEEMIG study design has proved its appropriateness to collecting systematic data in an indirect manner through the LFS. The resulting emigrant-data achieved are exceptional, not only in terms of size but also in terms of the range of information collected on the emigrants. In terms of sample size, the results have justified our decision to expand the original target population of LFS and include not only current household member migrants but also former household members as well as sibling migrants in our study.

The only comparable data source, in the sense of providing statistical information which is generalisable for the entire population, comes from the census. Obviously, a survey like the one detailed here and linked to the LFS is significantly less costly and could be carried out much more frequently than population censuses. Our experiences suggest that with certain methodological changes and improvements the shortcomings of the sample achieved in the SEEMIG study could be overcome or at the very least mitigated. These improvements include dropping the aim of collecting contact information and thereby increasing trust of respondents, launching a media campaign to promote the study before the fieldwork gets started and intensifying interviewers' training.

We have shown that SEEMIG underestimated the number of emigrants – most likely due to the high level of the social mistrust surrounding the issue of international migration in Hungary. The emigrant sample achieved was controlled for biases with the means of a series of logistic regressions. It was found that compared to the total number of 1,908 emigrants identified via the SEEMIG study, the subsample of 1,430 emigrants, about whom detailed statistical information is available was biased in terms of its geographical distribution and age of the household's head. These biases were at least partially dealt with when constructing the final weights for the sample. However,

geographical biases still remain after correction. In applying external controls on the weighted data, it was found that in the SEEMIG pilot database inhabitants of Budapest remained under-represented and emigrants from the villages over-represented. On this basis we can conclude that the geographical composition of the Hungarian SEEMIG emigrant sample needs to be handled with caution. Possible sources of this bias need to be further investigated and measures must be taken to avoid such distortions in any future migration-related data collection via the LFS survey.

Systematic comparison between the information provided by the emigrant him/herself and the information provided by the household member about the same person has shown that left-behind household-members (or even more distant acquaintances) *can* provide reliable information about the emigrant in a number of important fields. These include employment status, destination country and even year of birth and emigration. This is an important result that several emigrant studies that build on indirect data collection can rely upon.

The preliminary, descriptive analyses of the SEEMIG sample of 1430 emigrants provide some desperately needed insights into the social and demographic composition of the Hungarian migrant population. It shows that mostly young people, predominantly those in their twenties and thirties, are leaving the country and that higher education graduates are significantly overrepresented among them. Over 80 per cent of emigrants are labour migrants, and 25 per cent regularly provide financial support to their relatives in Hungary. According to their left-behind household members, the majority of the emigrants have no clear plans concerning the future: they may or may not return home – depending on circumstances. A specific plan to return home was only reported in ten per cent of cases.

Further multidimensional analyses of the data are being prepared, which are expected to shed more light on the social mechanisms shaping recent emigration trends. We believe that research based on SEEMIG pilot data can successfully promote academic thinking as well as policy making in response to the growing emigration situation facing Hungary.

REFERENCES

- Arenas E., Teruel, G.M., Rublcaba, L., and Herrera, C. (2009): *Tracking beyond borders: Experience of the Mexican Family Life Survey*. Paper presented at Population Associations of America Annual Meeting, Detroit.
- Beuchemin, C. and Gonzalez-Ferrer A. (2011): Sampling international migrants with origin-based snowballing method: New evidence on biases as limitations. *Demographic Research*, Vol.25:103-13.
- Blaskó, Zs. (2014): Surveying the Absentees – Surveying the Emigrants. A methodological paper on the SEEMIG pilot study to survey emigrants from Hungary and Serbia. SEEMIG Working Papers, No. 4, Hungarian Demographic Research Institute, Budapest.
- Blaskó, Zs. and Jamalia, N. (2014a): *Surveying emigration I. Report on the first stage of the SEEMIG pilot study in Hungary and Serbia*. Research report developed within the project 'SEEMIG Managing Migration and Its Effects – Transnational Actions Towards Evidence Based Strategies'. <http://www.seemig.eu/downloads/outputs/SEEMIGPilotReport1.pdf>
- Blaskó, Zs. and Jamalia, N. (2014b): *Surveying Emigration II. Report on the second stage of the SEEMIG pilot study in Hungary and Serbia*. Research report developed within the project 'SEEMIG Managing Migration and Its Effects – Transnational Actions Towards Evidence Based Strategies'. <http://www.seemig.eu/downloads/outputs/SEEMIGPilotReport2.pdf>
- Deville J. and Levallee P (2006): Indirect Sampling: The Foundations of the Generalized Weight Share Method. *Survey Methodology*, December 2006, Vol.32. No.2, pp.165-176, <http://www.statcan.gc.ca/ads-annonces/12-001-x/9551-eng.pdf>
- Dex, S. and Gumy, J. (2011), 'On the experience and evidence about mixing modes of data collection in large-scale surveys where the web is used as one of the modes in data collection', *ESRC National Centre for Research Methods, NCRM Methods Review Papers* 018 (Other Working Paper, 2041), Southampton: NCRM, University of Southampton.
- Gárdos, É. and Gödri, I. (2013): *Analysis of existing migratory data production systems and major data sources in Hungary*. Country report developed within the project 'SEEMIG Managing Migration and Its Effects – Transnational Actions Towards Evidence Based Strategies'. <http://www.seemig.eu/downloads/outputs/SEEMIGDataSystem-sCountryReportHungary.pdf>
- Gárdos, É. and Gödri, I. (2014): *Analysis of existing migratory data production systems and major data sources in eight South-East European countries*. SEEMIG Working Papers, No. 2, Hungarian Demographic Research Institute, Budapest.
- Ghimire, D. J. Williams, N., Thornton A., Young-DeMarco L., Bhandari P.B. (2012): *'Innovation in the Study of International Migrants'* <http://paa2013.princeton.edu/papers/130951>
- Gödri, I. (2014): *Emigration from Hungary: An Increasing Tendency*. Research Highlights No. 17, HDRI.
- Gödri, I. Soltész, B., Bodacz-Nagy, B. (2014): *Immigration or emigration country? Migration trends and their socio-economic background in Hungary: A longer-term historical perspective*. Working Papers on Population, Family and Welfare, No. 19, Hungarian Demographic Research Institute, Budapest.
- Hárs, Á. (2009): *Magyarok az osztrák munkaerőpiacon. Ingázók, bevándorlók, munkaerő-migránsok? Kutatási Zárójelentés. (Hungarians in the Austrian Labour Market)* <https://onedrive.live.com/view.aspx?cid=20226f10b70b2c25&app=WordPdf&wdo=2&authkey=!AEZMjxUfjQcQMng>
- Heckathorn, D. D.(1997): Respondent-Driven Sampling: A New Approach to the Study of Hidden Populations. *Social Problems*, 44(2).
- ISS (2013): *Dynamic Historical Analysis of Longer Term Migratory, Labour Market and Human Capital Processes in Serbia*. Country report developed within the project 'SEEMIG Managing Migration and Its Effects – Transnational Actions Towards Evidence Based Strategies'. <http://www.seemig.eu/downloads/outputs/SEEMIGHistoricalAnalysisSerbia.pdf>

- Jensen *et al.* (2012): *A Review of Methods for Estimating Emigration*. Report of the Suitland Working Group. http://www.unece.org/fileadmin/DAM/stats/groups/suitland/SWG_emigration_Jensen_UNECE.pdf
- Kapitány, B. and Rohr, A. (2013): *A Magyarországon állandó lakcímmel rendelkező 18–49 éves magyar állampolgárok mintegy 7,4 százaléka tartózkodik jelenleg tartósan külföldön*. Korfa, 13. évf. 3. sz. Budapest: KSH-NKI. (*About 7,4% of citizens with permanent residency in Hungary in the age group 18 to 49 permanently stays abroad*.) <http://www.demografia.hu/letoltes/kiadvanyok/Korfak/korfa-2013-3.pdf>
- Kiss, T. (2013) *Analysis of existing migratory data production systems and major data sources in Romania*. Country report developed within the project 'SEEMIG Managing Migrations and its Effects – Transnational Actions Towards Evidence Based Strategies'. <http://www.seemig.eu/downloads/outputs/SEEMIGDataSystemsCountryReportRomania.pdf>
- Kmetty, Z. and Simon, D. (2013a): *A válaszadó vezérelt mintavétel módszerének alkalmazási lehetősége a SEEMIG kutatás kapcsán*. Szakértői összefoglaló. Kézirat (Applying Respondent Sampling Technique in the SEEMIG pilot study. Manuscript.)
- Kmetty, Z. and Simon, D. (2013b): *Az RDS továbbvitelének lehetőségei a SEEMIG projektben*. Kézirat. (Feasibility of Continuing with RDS Methodology in the SEEMIG Project. Manuscript.)
- Kostova, M. and Yakimova, E. (2013): *Analysis of existing migratory data production systems and major data sources in Bulgaria*. Country report developed within the project 'SEEMIG Managing Migration and Its Effects – Transnational Actions Towards Evidence Based Strategies'. <http://www.seemig.eu/downloads/outputs/SEEMIGDataSystemsCountryReportBulgaria.pdf>
- Lapeniene, V. (2009): *New Approach to International Migration Statistics from Lithuania. Combination of data from Labour Force Survey and population registers*. Paper presented at the 95th DGINS Conference "Migration - Statistical Mainstreaming" 1st October 2009, Malta. http://epp.eurostat.ec.europa.eu/portal/page/portal/conferences/documents/95th_dgins_conference/LT_migration_95th_DGINS_Malta_09.pdf
- Ligeti, A. and Sik, E. (2014): *A Treatise to create a context for the comparative analysis of the SEEMIG results*. Manuscript.
- Massey, D.S. (1987): The Ethnosurvey in theory and practice. *International Migration Review* 21(4): 1498-1522.
- Producing migration data using household surveys*. (2012) Note by the National Bureau of Statistics, Republic of Moldova. Paper presented on the Conference of European Statisticians. Work Session on Migration Statistics. Geneva 16-17 October 2012. http://www.unece.org/index.php?eID=tx_nawsecuredl&u=0&file=fileadmin/DAM/stats/documents/ece/ces/ge.10/2012/WP_10_MOL_01.pdf&t=1384947060&hash=leaf15c55c8e7034bda3f5e338f37627c51cd124
- Simon, D. (2012): Válaszadó vezérelt mintavétel: ritka és rejtett csoportok kvantitatív vizsgálata (Respondent driven sampling: quantitative research of rare and hidden groups). In: *Statisztikai Szemle* 90/4. http://www.ksh.hu/statszemle_archive/2012/2012_04/2012_04_249_1.pdf
- Thornton, A., Binstock, G., Abbasi-Shavazi, M.J., Ghimire, D., Gjonca, A., Melegh, A., Mitchell, C., Moaddel, M., Yang, Y.X., Young-DeMarco, L., Yount, K. (2012): Knowledge and beliefs about national development and developmental hierarchies: The viewpoints of ordinary people in thirteen countries. *Social Science Research* 41(2012): 1053-1068.
- Tyldum, G. and Johnston, L. (2014): *Applying Respondent Driven Sampling to Migrant Populations. Lessons from the Field*. Palgrave Pivot.
- Zaba, B. (1987): The Indirect Estimation of Migration: A Critical Review. *International Migration Review* 21(1): 395-445.

ANNEXES

FIRST PHASE SEEMIG QUESTIONNAIRE

HUNGARIAN CENTRAL STATISTICAL OFFICE LABOUR FORCE SURVEY AND SUPPLEMENTARY SURVEYS WORKING ABROAD, INTENTION TO WORK ABROAD AND EMIGRATION FROM HUNGARIAN HOUSEHOLDS supplementary survey LAPTOP DATA COLLECTION 2013 first quarter		A/ Registration number of the questionnaire L <input type="text"/> <input type="text"/> <input type="text"/> <input type="text"/> <input type="text"/> <input type="text"/> <input type="text"/> <input type="text"/> <input type="text"/> <input type="text"/> <input type="text"/> <input type="text"/> <input type="text"/> <input type="text"/> <input type="text"/> <input type="text"/> <input type="text"/> <input type="text"/> <input type="text"/> <input type="text"/>
		B/ Number of the interview area <input type="text"/> <input type="text"/> <input type="text"/> <input type="text"/>
		C/ County <input type="text"/> <input type="text"/> <input type="text"/> <input type="text"/>
		D/ Area <input type="text"/> <input type="text"/> <input type="text"/> <input type="text"/> <input type="text"/> <input type="text"/>
		E/ Number of the enumeration area <input type="text"/> <input type="text"/> <input type="text"/> <input type="text"/>
		F/ Flat number <input type="text"/> <input type="text"/> <input type="text"/>
		G/ Household number <input type="text"/> <input type="text"/> <input type="text"/> <input type="text"/>
		H/ Date of the interview (year, month, day) <input type="text"/> <input type="text"/> <input type="text"/> <input type="text"/> <input type="text"/> <input type="text"/>
		I/ Code of the interviewer <input type="text"/> <input type="text"/> <input type="text"/> <input type="text"/>
		J/ Identity number of the household member <input type="text"/> <input type="text"/> <input type="text"/> <input type="text"/> <input type="text"/> <input type="text"/>
		K/ Identity number of the respondent <input type="text"/> <input type="text"/> <input type="text"/> <input type="text"/> <input type="text"/> <input type="text"/>
PROVISION OF DATA IS NOT COMPULSORY. COLLECTION OF DATA SERVES STATISTICAL PURPOSES. REGISTRATION NUMBER: 1539/2013/1		
THE QUESTIONNAIRE REFERS TO POPULATION AGED BETWEEN 15 AND 74.		
Time of completing the questionnaire: <input type="text"/> <input type="text"/> hour <input type="text"/> <input type="text"/> minute		
<p>Similarly to other countries in the world, we know very little about how many people leave Hungary, why and how long they leave for. A survey led by Hungarian researchers is currently underway to answer these questions. As part of this research, we first ask people living in Hungary to give a few details about their family members and acquaintance living abroad.</p> <p style="text-align: center;">LET ME ASK YOU A FEW QUESTIONS ABOUT THIS.</p>		
I. FOREIGN EMPLOYMENT AND INTENTION TO WORK ABROAD AMONG PRESENT HOUSEHOLD MEMBERS		
1.	Do you currently live in Hungary or abroad? <i>Please do not consider if the person is staying abroad on holiday.</i> (1) in Hungary (2) abroad	<input type="checkbox"/>
2.	Did you work abroad over the last 12 months? <i>Please consider working abroad during the summer holidays too.</i> <i>Please do not consider apprenticeship abroad or working abroad for a Hungarian employer.</i> (1) yes, and the respondent is working abroad currently, too (2) yes, but the respondent is not working abroad currently (3) no	<input type="checkbox"/>
<div style="border: 1px solid black; padding: 2px; display: inline-block;">IF THE respondent LIVES ABROAD, GO TO QUESTION 10, IN OTHER CASES GO TO QUESTION 3.</div>		
<div style="border: 1px solid black; padding: 2px; display: inline-block;">IF THE respondent LIVES ABROAD, GO TO QUESTION 10, IN OTHER CASES GO TO QUESTION 6.</div>		
3.	Which foreign country/countries do/did you work in? <i>Maximum two answers are possible. Name the country where you worked for the longer period of time first.</i> 1. country code: 2. country code:	<input type="text"/> <input type="text"/> <input type="text"/> <input type="text"/>
4.	Altogether how many times did you travel abroad to work over the last 12 months?	<input type="text"/> <input type="text"/>
5.	Altogether how long did you work abroad over the last 12 months? <i>Please choose the time period that best answers your question.</i> <i>If you do not know it exactly, please give an estimate.</i>	<input type="text"/> <input type="text"/> months or <input type="text"/> <input type="text"/> weeks or <input type="text"/> <input type="text"/> <input type="text"/> days
<div style="border: 1px solid black; padding: 2px; display: inline-block;">IF THE respondent IS WORKING ABROAD (CODE 1 FOR QUESTION 2), GO TO QUESTION 10.</div>		
6.	Are you planning to work abroad in the next 5 years? Yes, (1) the respondent would take a job abroad, but for maximum a month, a seasonal job (2) the respondent would take a job abroad for 2–5 months (3) the respondent would take a job abroad for 6–12 months (4) the respondent would take a job abroad for 1–2 years (5) the respondent would take a job abroad for more than 2 years (6) the respondent would be happy to stay abroad for good No (7) the respondent has not thought of working abroad (8) the respondent has no intention of working in Hungary or abroad	<input type="checkbox"/>
<div style="border: 1px solid black; padding: 2px; display: inline-block;">GO TO QUESTION 10.</div>		
7.	In which countries would (like to) you work in? Please name maximum 3 countries in order of importance. <i>Country code:</i> <i>If you have no specific ideas, the code is "00".</i>	country code (1.) <input type="text"/> <input type="text"/> country code (2.) <input type="text"/> <input type="text"/> country code (3.) <input type="text"/> <input type="text"/>
8.	What job are you thinking of taking? (1) a job suiting the respondent's qualifications (2) other job	<input type="checkbox"/>
9.	Have you taken any steps to take a job abroad? (1) yes, the respondent has gathered information about opportunities (2) yes, the respondent has collected the necessary permissions (3) yes, the respondent already has a job (4) the respondent has not taken any steps	<input type="checkbox"/>

10. A/ **How many siblings do you have?**
 Please consider only siblings who are still alive and who are aged between 15 and 74. A/ persons
Sibling=blood brother and sister or half-brother and sister
 IF THE PERSON LIVES IN HUNGARY AND HAS NO SIBLINGS, GO TO THE NEXT PERSON. IF THE PERSON LIVES ABROAD AND HAS NO SIBLINGS, GO TO QUESTION 11. IN ANY OTHER CASES, GO TO QUESTION BLOCK III.

B/ **How many of your siblings live in Hungary?** B/ persons
 PLEASE ASK QUESTIONS 10/C-19 REFERRING TO HOUSHOLD MEMBERS CURRENTLY LIVING ABROAD, NAMELY ABOUT THOSE PERSONS WHO GAVE ANSWER NUMBER 2 TO QUESTION 1 OF THIS QUESTIONNAIRE. IF THERE ARE FURTHER HOUSEHOLD MEMBERS LIVING IN HUNGARY, GO TO THE NEXT PERSON.
 IN ANY OTHER CASES, GO TO QUESTION BLOCK III.

C/ **How many of your siblings living in Hungary live in this household?** C/ persons

II. HOUSEHOLD MEMBER CURRENTLY LIVING ABROAD (EMIGRATION DATA SHEET 1)

11. **Which country is the person currently living in?**
 Country code:

12. **How long has the person been living abroad?**
 If the person has been living abroad for a longer period of time (with 3 months breaks at most), then give the time when the person first moved abroad for at least 3 months.
 If the person was born in that country, the code of the year is: 0000! → since year month
 If the respondent does not know the year, the code is: 9999! If the respondent knows the year, but not the month, the code is: 99!

13. **Until when/how long does the person intend to stay abroad?**
 (1) if it is easier for the respondent to give a specific date → GO TO QUESTION 14.A.
 (2) if it is easier for the respondent to give a period of time → GO TO QUESTION 14.B.
 (3) as far as the respondent knows, the person has no intention to return to Hungary, he/she wishes to stay abroad for good | GO TO QUESTION 15!
 (4) the person living abroad does not know it yet, he/she is uncertain, he/she "will see how it goes" |
 (5) the respondent does not know

14. A/ **It is easier for the respondent to give a specific date:** → GO TO QUESTION 15. year month
 B/ **It is easier for the respondent to give a period of time:** from now on for another months

15. **How many times has the person visited home to Hungary since he/she went abroad?**
 If you do not know exactly, give an estimate.
 IF 0, GO TO QUESTION 17.

16. **Altogether how much time has the person spent in Hungary since he/she went abroad?**
 Choose the time period that best answers the question. months
 or weeks
 or days

17. **Does this person (living abroad) provide regular financial support to household members living in Hungary?**
 Regular is what the respondent considers regular.
 (1) yes
 (2) no
 (3) does not know

18. **Does your household provide regular financial support to this person (living abroad)?**
 Regular is what the respondent considers regular.
 (1) yes
 (2) no
 (3) does not know
 THE QUESTIONNAIRE REFERRING TO PRESENT HOUSEHOLD MEMBERS (LIVING IN HUNGARY AND ABROAD) HAS NOW ENDED. IF YOU HAVE COMPLETED BLOCK I. AND IF IT WAS NECESSARY, BLOCK II FOR EACH HOUSEHOLD MEMBER, GO TO BLOCK III.

The end of the questionnaire in the case of this person: hour minute

III. EMIGRATION OF OTHER PERSONS LINKED TO THE HOUSEHOLD

NOW I AM GOING TO ASK YOU QUESTIONS ABOUT PERSON WHO CURRENTLY LIVE ABROAD AND MOVE ABROAD FROM YOUR HOUSEHOLD IN 1990 OR LATER.

Time of starting the completion of the remaining block: hour minute

19. **Now i am going to ask you have not mentioned so far and moved abroad from your household? (Only mention persons who moved abroad in 1990 or later and who are aged between 15 and 74.)**
 (1) yes persons
 (2) no
 (3) do not wish to answer
 IF ANY OF THE HOUSEHOLD MEMBERS HAS A SIBLING LIVING ABROAD, GO TO BLOCK IV (QUESTION 38.). IF THERE ARE NO SUCH PERSONS, BUT QUESTIONS HAVE BEEN COMPLETED ABOUT PRESENT HOUSEHOLD MEMBERS CURRENTLY LIVING ABROAD, GO TO CONTACT DETAILS. IN ANY OTHER CASES, THIS IS THE END OF THE QUESTIONNAIRE.

20. **Let us, please, enumerate these persons / please tell me the name of this person (if only one)!**
EMIGRATION DATA SHEET 1

The person		C/ Response	
		(1) there is a response (2) there is no response	
identity number	A/ Name (maybe only first name)	B/ Year of birth	
<input type="text"/>	<input type="text"/>	<input type="text"/> <input type="text"/> <input type="text"/> <input type="text"/>	<input type="checkbox"/>
<input type="text"/>	<input type="text"/>	<input type="text"/> <input type="text"/> <input type="text"/> <input type="text"/>	<input type="checkbox"/>
<input type="text"/>	<input type="text"/>	<input type="text"/> <input type="text"/> <input type="text"/> <input type="text"/>	<input type="checkbox"/>

GO TO THE NEXT PERSON. IN CASE OF THE LAST PERSON IN THE CHART, IF THE HOUSEHOLD MEMBER HAS A SIBLING LIVING ABROAD, GO TO BLOCK IV., OR IS THERE IS A COMPLETED BLOCK II. OR III., GO TO CONTACT DETAILS.

EMIGRATION DATA SHEET 2: Let me now ask you about these / this person(s) one by one. (Questions 21-37 have to be completed as many times as many persons there are in question 20.)	
21.	Number of the person <input type="text"/> <input type="text"/>
22.	Gender (1) male (2) female <input type="checkbox"/>
23.	Which country is the person currently living in? Country code: <input type="text"/> <input type="text"/>
24.	How long has the person been living abroad? <i>If the person has been living abroad for a longer period of time (with 3 months breaks at most), then give the time when the person first moved abroad for at least 3 months.</i> <i>If the person was born in that country, the code of the year is: 0000!</i> → <input type="text"/> <input type="text"/> <input type="text"/> <input type="text"/> year <i>If there is / are (an) other person(s) in Emigration Data Sheet 1, go back to question 21-37. If there are no other persons, but one of the household members has a sibling living abroad, go to block IV. (question 38.) If there is no such person, but there is a household member currently living abroad, go to contact details. In any other cases, this is the end of the questionnaire.</i> <i>If the respondent does not know the year, the code is: 9999!</i> <i>If the respondent does not know the month, the code is: 99!</i> <i>If the person moved abroad over the past 2 years (counting from the end of last week), give the month, too.</i> since <input type="text"/> <input type="text"/> month
25.	What does the person do there? (1) works (employed, self-employed, helping family member, etc.) (2) unemployed (3) student (understudy without salary) (4) retired (5) unable to work (disabled) (6) looking after the household or the family (including the case when the person receives child-care benefit) (7) not working for another reason (8) does not know <input type="checkbox"/>
26.	Marital status: (1) single (2) married (3) widowed (4) divorced (5) does not know <input type="checkbox"/>
27.	How is this person related to the head of the household? (1) wife/husband/partner (2) the child of the household head or the household head's wife/husband/partner (3) the parent of the household head or the household head's wife/husband/partner (4) other relative (5) not related (6) does not know <input type="checkbox"/>
28.	Highest level of education (1) 8 years of primary education (2) vocational school (3) secondary school diploma (4) college degree (5) university degree (6) PhD, doctorate degree (7) does not know <input type="checkbox"/>
29.	Which country was the person born (considering present country borders)? (1) in Hungary → <input type="text"/> GO TO QUESTION 31. (2) not in Hungary (3) does not know → <input type="text"/> GO TO QUESTION 31. <input type="checkbox"/>
30.	Which country was the person born (considering present country borders)? Please give the country code! <i>If the respondent does not know, the code is: 99</i> <input type="text"/> <input type="text"/>
31.	What nationality the person is? (1) Hungarian → <input type="text"/> GO TO QUESTION 33. (2) not Hungarian (3) dual citizenship (Hungarian and some other nationality) (4) does not know → <input type="text"/> GO TO QUESTION 33. <input type="checkbox"/>
32.	If the person is not (only) of Hungarian nationality, what (other) nationality is he/she? name of the nationality: <i>Please code the nationality from the country code list!</i> <i>If the respondent does not know, the code is: 99</i> <input type="text"/> <input type="text"/>
33.	Over the last 12 months, how many times has the person visited home Hungary? <i>If you do not know exactly, give an estimate.</i> <input type="text"/> <input type="text"/> <input type="text"/> If 0, go to question 35.
34.	Altogether how much time did the person spend in Hungary over the last 12 months? <i>Choose the time period that best answers the question.</i> <input type="text"/> <input type="text"/> months or <input type="text"/> <input type="text"/> weeks or <input type="text"/> <input type="text"/> <input type="text"/> days

35.	<p>Does this person (living abroad) provide regular financial support to your household? <i>Regular is what the respondent considers regular.</i></p> <p>(1) yes (2) no (3) does not know</p>	<input type="checkbox"/>																																
36.	<p>Does your household provide regular financial support to this person (living abroad)? <i>Regular is what the respondent considers regular.</i></p> <p>(1) yes (2) no (3) does not know</p>	<input type="checkbox"/>																																
37.	<p>A/ Please tell me, how many siblings does this person have? Please only enumerate siblings who are still alive and aged between 15 and 74 <i>Sibling = blood brother / sister or half-brother / half-sister</i> If the respondent does not know, leave this empty and mark it in the next cell. A/ <input type="checkbox"/> persons</p> <div style="border: 1px solid black; padding: 2px; text-align: center; font-size: small;"> IF THE PERSON DOES NOT HAVE ANY SIBLINGS, GO TO THE NEXT PERSON IN THE EMIGRATION DATA SHEET. IF THERE ARE NO MORE PERSONS THERE, GO TO THE CONTACT DETAILS. </div> <p>(1) does not know <input type="checkbox"/></p> <p>B/ Can you tell how many of these siblings live in Hungary? If the respondent does not know, leave this empty and mark it in the next cell. B/ <input type="checkbox"/> persons</p> <p>(1) does not know <input type="checkbox"/></p> <p>C/ How many of these siblings live in this household? C/ <input type="checkbox"/> persons</p>																																	
IV. EMIGRATION OF PRESENT HOUSEHOLD MEMBERS' SIBLINGS																																		
<p><i>If there are household members who have siblings living abroad, you have to complete the SIBLINGS LIVING ABROAD CHART.</i></p> <p><i>If there is a household member living abroad (code 2 was given for question 1 and questions 13-18 were answered about this person) or there are other persons linked to the household (code 1 was given for question 19 and questions 24-37 were answered about this person) go to CONTACT DETAILS.</i></p> <p style="text-align: center;"><i>In any other cases, THIS IS THE END OF THE QUESTIONNAIRE.</i></p>																																		
38.	<p>I would now like to ask you to enumerate siblings living abroad.</p> <p>Technical code: (1) agrees to answer questions in the siblings living abroad chart (2) refuses to answer questions in the siblings living abroad chart</p> <p style="text-align: right;"><input type="checkbox"/></p> <p>SIBLINGS LIVING ABROAD CHART</p> <table border="1" style="width: 100%; border-collapse: collapse; font-size: x-small;"> <thead> <tr> <th style="width: 15%;"></th> <th style="width: 10%;">Number of sibling living abroad</th> <th style="width: 15%;">A/ Name of the sibling living abroad (only first name is possible)</th> <th style="width: 15%;">B/ Have you mentioned this person as a sibling of another household member (an earlier part of this chart)? (1) yes (2) no GO TO 38/D →</th> <th style="width: 15%;">C/ What is the number of this person in this chart? <i>If the person appears more than once, the first and lowest identity number should be given in each row.</i></th> <th style="width: 15%;">D/ Have you completed questions referring to persons living abroad about this person? "Yes", if present Block II (household members living abroad) or III. (emigration of other persons related to the household) have been completed. (1) yes (2) no GO TO 38/F →</th> <th style="width: 15%;">E/ Who is this person? <i>Next to the persons completing Block II. (household members currently living abroad) and Block III. (emigration of other persons related to the household) a number appears on the screen. Write this number here. GO TO THE NEXT PERSON IN THE CHART. IN THE CASE OF THE LAST PERSON, GO TO CONTACT DETAILS.</i></th> <th style="width: 15%;">F/ Did the person answer questions 39-60? (1) yes (2) no (technical code, the question does not need to be asked) <u>IF NO ANSWER IS GIVEN, GO TO THE NEXT PERSON IN THE CHART. IN THE CASE OF THE LAST PERSON, GO TO CONTACT DETAILS.</u></th> </tr> </thead> <tbody> <tr> <td style="text-align: center; vertical-align: middle;">Household member having a sibling abroad</td> <td></td> <td></td> <td></td> <td></td> <td></td> <td></td> <td></td> </tr> <tr> <td></td> <td></td> <td></td> <td></td> <td></td> <td></td> <td></td> <td></td> </tr> <tr> <td></td> <td></td> <td></td> <td></td> <td></td> <td></td> <td></td> <td></td> </tr> </tbody> </table> <p style="font-size: x-small; margin-top: 10px;"><i>If there are siblings living abroad about whom the emigration data sheet has not been completed, questions 39-60 have to be completed about these persons. (Persons whose code is 2 for questions 38.B and 38.D. In other cases, if there are persons in or related to the household living abroad (code 1 for questions 1/A and 20) go to CONTACT DETAILS. In any other cases, this is the END OF THE QUESTIONNAIRE.</i></p>			Number of sibling living abroad	A/ Name of the sibling living abroad (only first name is possible)	B/ Have you mentioned this person as a sibling of another household member (an earlier part of this chart)? (1) yes (2) no GO TO 38/D →	C/ What is the number of this person in this chart? <i>If the person appears more than once, the first and lowest identity number should be given in each row.</i>	D/ Have you completed questions referring to persons living abroad about this person? "Yes", if present Block II (household members living abroad) or III. (emigration of other persons related to the household) have been completed. (1) yes (2) no GO TO 38/F →	E/ Who is this person? <i>Next to the persons completing Block II. (household members currently living abroad) and Block III. (emigration of other persons related to the household) a number appears on the screen. Write this number here. GO TO THE NEXT PERSON IN THE CHART. IN THE CASE OF THE LAST PERSON, GO TO CONTACT DETAILS.</i>	F/ Did the person answer questions 39-60? (1) yes (2) no (technical code, the question does not need to be asked) <u>IF NO ANSWER IS GIVEN, GO TO THE NEXT PERSON IN THE CHART. IN THE CASE OF THE LAST PERSON, GO TO CONTACT DETAILS.</u>	Household member having a sibling abroad																							
	Number of sibling living abroad	A/ Name of the sibling living abroad (only first name is possible)	B/ Have you mentioned this person as a sibling of another household member (an earlier part of this chart)? (1) yes (2) no GO TO 38/D →	C/ What is the number of this person in this chart? <i>If the person appears more than once, the first and lowest identity number should be given in each row.</i>	D/ Have you completed questions referring to persons living abroad about this person? "Yes", if present Block II (household members living abroad) or III. (emigration of other persons related to the household) have been completed. (1) yes (2) no GO TO 38/F →	E/ Who is this person? <i>Next to the persons completing Block II. (household members currently living abroad) and Block III. (emigration of other persons related to the household) a number appears on the screen. Write this number here. GO TO THE NEXT PERSON IN THE CHART. IN THE CASE OF THE LAST PERSON, GO TO CONTACT DETAILS.</i>	F/ Did the person answer questions 39-60? (1) yes (2) no (technical code, the question does not need to be asked) <u>IF NO ANSWER IS GIVEN, GO TO THE NEXT PERSON IN THE CHART. IN THE CASE OF THE LAST PERSON, GO TO CONTACT DETAILS.</u>																											
Household member having a sibling abroad																																		

EMIGRATION DATA SHEET 3.: Let me ask you about these siblings living abroad one by one.	
39.	(Identity) number of the sibling living abroad <input type="text"/> <input type="text"/> <input type="text"/>
40.	Gender (1) male (2) female <input type="checkbox"/>
41.	Which country is the person currently living in? Country code: If the person does not know, the code is: 99! <input type="text"/> <input type="text"/>
42.	How long has the person been living abroad? If the person has been living abroad for a longer period of time (with 3 months breaks at most), then give the time when the person first moved abroad for at least 3 months. If the person was born in that country, the code of the year is: 0000! <input type="text"/> <input type="text"/> <input type="text"/> <input type="text"/> year <div style="border: 1px solid black; padding: 5px; width: fit-content; margin: 5px auto;">If there are other siblings living abroad (code 2 for question 38/D) go back to questions 39-60 again. If there are other persons living abroad, go to CONTACT DETAILS. In any other cases, this is the END OF THE QUESTIONNAIRE.</div> If the respondent does not know the year, the code is: 9999! If the respondent does not know the month, the code is: 99! If the person moved abroad over the past 2 years (counting from the end of last week), give the month, too. <input type="text"/> <input type="text"/> month
43.	What does the person do there? (1) works (employed, self-employed, helping family member, etc.) (2) unemployed (3) student (understudy without salary) (4) retired (5) unable to work (disabled) (6) looking after the household or the family (including the case when the person receives child-care benefit) (7) not working for another reason (8) does not know <input type="checkbox"/>
44.	A./ Year of birth If the respondent does not know, please leave the cell empty and go to the next question. If the respondent is hesitant or can only give an estimate, fill in the estimate. <input type="text"/> <input type="text"/> <input type="text"/> <input type="text"/> <input type="text"/> <input type="text"/> B./ (1) does not know <input type="checkbox"/>
45.	Marital status: (1) single (2) married (3) widowed (4) divorced (5) does not know <input type="checkbox"/>
46.	Highest level of education (1) 8 years of primary education (2) vocational school (3) secondary school diploma (4) college degree (5) university degree (6) PhD, doctorate degree (7) does not know <input type="checkbox"/>
47.	Which country was the person born (considering present country borders)? (1) in Hungary <input type="checkbox"/> <input type="button" value="GO TO QUESTION 49."/> (2) not in Hungary (3) does not know <input type="checkbox"/> <input type="button" value="GO TO QUESTION 49."/>
48.	Which country was the person born (considering present country borders)? Please give the country code! If the respondent does not know, the code is: 99 <input type="text"/> <input type="text"/>
49.	What nationality the person is? (1) Hungarian <input type="checkbox"/> <input type="button" value="GO TO QUESTION 51."/> (2) not Hungarian (3) dual citizenship (Hungarian and some other nationality) (4) does not know <input type="checkbox"/> <input type="button" value="GO TO QUESTION 51."/>
50.	If the person is not (only) of Hungarian nationality, what (other) nationality is he/she? name of the nationality: Please code the nationality from the country code list! If the respondent does not know, the code is: 99 <input type="text"/> <input type="text"/>
51.	A./ Before the person went abroad, where did he/she live? Please give the town code. <input type="text"/> <input type="text"/> <input type="text"/> <input type="text"/> If the respondent only knows the county or Budapest, please use general codes. If the respondent does not know, leave the cell empty and mark it in the next cell. B./ (1) does not know <input type="checkbox"/>
52.	Before the person went abroad, who did he/she share a household with? (1) he/she lived alone (2) he/she lived with other people (3) does not know <input type="checkbox"/>
53.	Who does the person currently live with? (1) alone (2) with all his/her previous Hungarian household members (3) with some of his/her previous Hungarian household members (4) with other people (5) does not know <input type="checkbox"/>

54.	Over the last 12 months, how many times has the person visited home Hungary? <i>If you do not know exactly, give an estimate.</i>	<input style="width: 20px; height: 20px;" type="text"/> <input style="width: 20px; height: 20px;" type="text"/>																									
<div style="border: 1px solid black; display: inline-block; padding: 2px 10px;">If 0, go to question 56.</div>																											
55.	Altogether how much time did the person spend in Hungary over the last 12 months? <i>Choose the time period that best answers the question.</i>	<input style="width: 20px; height: 20px;" type="text"/> months or <input style="width: 20px; height: 20px;" type="text"/> weeks or <input style="width: 20px; height: 20px;" type="text"/> days																									
56.	Does this person (living abroad) provide regular financial support to family members, relatives living in Hungary? <i>Regular is what the respondent considers regular.</i> (1) yes (2) no (3) does not know	<input style="width: 20px; height: 20px;" type="checkbox"/>																									
57.	Do the person's family members, relatives provide regular financial support to this person (living abroad)? <i>Regular is what the respondent considers regular.</i> (1) yes (2) no (3) does not know	<input style="width: 20px; height: 20px;" type="checkbox"/>																									
58.	Until when/how long does the person intend to stay abroad? (1) if it is easier for the respondent to give a specific date → <div style="border: 1px solid black; padding: 2px; display: inline-block;">GO TO QUESTION 59/A.</div> (2) if it is easier for the respondent to give a period of time → <div style="border: 1px solid black; padding: 2px; display: inline-block;">GO TO QUESTION 59/B.</div> (3) as far as the respondent knows, the person has no intention of returning to Hungary, he/she wishes to stay abroad for good (4) the person living abroad does not know it yet, he/she is uncertain, he/she "will see how it goes" → <div style="border: 1px solid black; padding: 2px; display: inline-block;">GO TO QUESTION 60.</div> (5) the respondent does not know	<input style="width: 20px; height: 20px;" type="checkbox"/>																									
59.	A/ If it is easier to give a date: until <input style="width: 20px; height: 20px;" type="text"/> year <input style="width: 20px; height: 20px;" type="text"/> month B/ If it is easier to give a period of time: from now on another <input style="width: 20px; height: 20px;" type="text"/> months																										
60.	A/ Please tell me how many siblings this person has? <i>Only enumerate siblings or half-brothers/sisters who are still alive and aged between 15 and 74.</i> If the respondent does not know, leave this cell empty and mark it in the next cell.	A/ <input style="width: 20px; height: 20px;" type="text"/> persons <div style="border: 1px solid black; padding: 2px; text-align: center; font-size: 8px;"> IF THE PERSON DOES NOT HAVE ANY SIBLINGS, GO TO THE NEXT PERSON IN THE SIBLINGS LIVING ABROAD CHART. IF THERE ARE NO MORE PERSONS IN THE CHART, GO TO THE CONTACT DETAILS. </div> (1) does not know																									
	B/ How many of these siblings live in Hungary? If the respondent does not know, leave this cell empty and mark it in the next cell.	B/ <input style="width: 20px; height: 20px;" type="text"/> persons (1) does not know																									
	C/ How many of them live in this household?	C/ <input style="width: 20px; height: 20px;" type="text"/> persons																									
CONTACT DETAILS																											
SUMMARY CHART OF PERSONS LIVING ABROAD																											
<table border="1" style="width: 100%; border-collapse: collapse;"> <thead> <tr> <th style="width: 60%;">The person living abroad</th> <th style="width: 15%;">number</th> <th style="width: 15%;">name</th> <th style="width: 10%;">Status of contact details</th> </tr> </thead> <tbody> <tr> <td rowspan="2" style="font-size: 8px;"> A member of the present household living abroad (Block II : HOLEL=1 and MIOEV1<>0000) </td> <td style="text-align: center; font-size: 8px;">SZS</td> <td style="text-align: center; font-size: 8px;">NAME</td> <td style="text-align: center; font-size: 8px;">from 1 to 4 ESTAT</td> </tr> <tr> <td style="text-align: center;">...</td> <td></td> <td></td> </tr> <tr> <td rowspan="2" style="font-size: 8px;"> Other persons related to the household (In emigration data sheet 1 from Block III: : MIOEV2<>0000) </td> <td style="text-align: center; font-size: 8px;">SZS2</td> <td style="text-align: center; font-size: 8px;">NAME2</td> <td></td> </tr> <tr> <td style="text-align: center;">...</td> <td></td> <td></td> </tr> <tr> <td rowspan="2" style="font-size: 8px;"> Siblings living abroad In siblings living abroad data sheet from Block IV: MIOEV3<>0000) </td> <td style="text-align: center; font-size: 8px;">SZS3</td> <td style="text-align: center; font-size: 8px;">NAME3</td> <td></td> </tr> <tr> <td style="text-align: center;">...</td> <td></td> <td></td> </tr> </tbody> </table>			The person living abroad	number	name	Status of contact details	A member of the present household living abroad (Block II : HOLEL=1 and MIOEV1<>0000)	SZS	NAME	from 1 to 4 ESTAT	...			Other persons related to the household (In emigration data sheet 1 from Block III: : MIOEV2<>0000)	SZS2	NAME2		...			Siblings living abroad In siblings living abroad data sheet from Block IV: MIOEV3<>0000)	SZS3	NAME3		...		
The person living abroad	number	name	Status of contact details																								
A member of the present household living abroad (Block II : HOLEL=1 and MIOEV1<>0000)	SZS	NAME	from 1 to 4 ESTAT																								
	...																										
Other persons related to the household (In emigration data sheet 1 from Block III: : MIOEV2<>0000)	SZS2	NAME2																									
	...																										
Siblings living abroad In siblings living abroad data sheet from Block IV: MIOEV3<>0000)	SZS3	NAME3																									
	...																										
<i>Before reading the text below, please hand the promotion material to the respondent: the gift, the data protection statement and the SEEMIG newsletter.</i>																											
In the next phase of our research, we would like to contact persons living abroad directly. We find it important to ask them why and for how long they left the country and how much they met their expectations. Please help us contact them via e-mail or by phone with a short questionnaire. For this we need their contact details, that we would like to ask from you. Of course, the contact details you provide us will only be used for the purpose of the research and be demolished afterwards. In order to comply with data protection regulations, I have to offer you a possibility: before you provide me the contact details of the the persons (you mentioned before) living abroad, you can contact them and ask for their consent (to provide the contact details).																											
<i>You have to complete these questions as many times as many persons there are.</i>																											
61.	Do you want to contact the person living abroad NAMEDx to ask for his/her permission for you giving his/her contact details to us? (1) yes (2) no, I will give you his/her contact details without contacting him/her → <div style="border: 1px solid black; padding: 2px; display: inline-block;">GO TO QUESTION 65.</div> (3) I will not contact him/her and I do not wish to give his/her contact details → <div style="border: 1px solid black; padding: 2px; display: inline-block;">GO TO QUESTION 72.</div> (4) this person has the same contact details as a previous person → <div style="border: 1px solid black; padding: 2px; display: inline-block;">GO TO QUESTION 73.</div>	<input style="width: 20px; height: 20px;" type="checkbox"/>																									

62.	<p>How do you wish to contact the person living abroad?</p> <p>(1) The respondent wishes to contact the person at a later time to ask for permission to give his/her contact details</p> <p>(2) The respondent wishes to call the person right away → <input type="text" value="GO TO QUESTION 64."/> <input type="checkbox"/></p> <p>QUESTION 63 ONLY NEEDS TO BE ANSWERED FOR PERSONS LIVING ABROAD WHO THE RESPONDENT WILL CONTACT AT A LATER TIME. IN ANY OTHER CASES GO TO QUESTION 74.</p>
63.	<p>A/ How can I contact you again about the contact details of the person living abroad?</p> <p>(1) by phone → <input type="text" value="GO TO QUESTION 63/B."/> <input type="checkbox"/></p> <p>(2) in person → <input type="text" value="GO TO QUESTION 63/C."/> <input type="checkbox"/></p> <p>B/ What is your (as contact person) phone number?</p> <p>(1) <i>Previously (in previous survey periods) given contact details. Ask the respondent if the previously given contact detail appearing on the screen is right. If not, complete question 2.</i></p> <p>If not, complete question 2.</p> <p>(2) Other, namely (Name and phone number of the person to be contacted): <input type="checkbox"/></p> <p>C/ Please specify the time when I can call you / contact you for the contact details (of the person living abroad).</p> <p>.....</p> <p><input type="text" value="GO TO QUESTION 74."/> <input type="checkbox"/></p>
64.	<p>The result of the phone call:</p> <p>(1) the respondent managed to contact the person living abroad and received his/her consent</p> <p>(2) the respondent managed to contact the person living abroad but they did not have the relevant conversation → <input type="text" value="GO TO QUESTION 67."/> <input type="checkbox"/></p> <p>(3) the respondent managed to contact the person living abroad but the person did not provide consent → <input type="text" value="GO TO QUESTION 72."/> <input type="checkbox"/></p> <p>(4) the respondent did not manage to contact the person living abroad → <input type="text" value="GO TO QUESTION 67."/> <input type="checkbox"/></p>
65.	<p>Please give two types of contact details, if possible.</p> <p>A/ E-mail address (<i>very precisely, please spell it letter by letter.</i>) A/</p> <p>B/ Skype account (<i>very precisely, please spell it letter by letter.</i>) B/</p> <p>C/ Mobile number C/</p> <p>D/ Home number abroad D/</p> <p>(Please give country code and regional code very precisely.)</p> <p>E/ If the person is expected to visit home in summer 2013, please give the time of his/her visit and his/her contact details in Hungary.</p> <p>Time of the next (expected) visit home E/ from month <input type="text" value=""/> <input type="text" value=""/> day <input type="text" value=""/> <input type="text" value=""/></p> <p>If the person is currently at home or will not visit home until summer 2013, please leave it empty.</p> <p>F/ How long is the person expected to stay in Hungary? F/ until month <input type="text" value=""/> <input type="text" value=""/> day <input type="text" value=""/> <input type="text" value=""/></p> <p>G/ The person's contact details in Hungary (phone number or address) G/</p>
66.	<p>If there is any information that you consider important regarding the person's contact details, please specify.</p> <p>(eg: what time the person can be called, does the person reply e-mails regularly or not, etc?)</p> <p>Other information:</p> <p><input type="text" value="IF THERE ARE OTHER PERSONS LIVING ABROAD, BACK TO QUESTION 61. IN ANY OTHER CASES, IT IS THE END OF THE QUESTIONNAIRE."/> <input type="checkbox"/></p>
67.	<p>Since you did not manage to talk to the person living abroad (with result), can you give us this person's contact details now? Without contacting the person again?</p> <p>(1) yes → <input type="text" value="GO TO QUESTION 70."/> <input type="checkbox"/></p> <p>(2) no <input type="checkbox"/></p>
68.	<p>Would you be willing to contact the person at a later time so that I can call you or visit after that and ask for the person's contact details?</p> <p>(1) The respondent is willing. <input type="checkbox"/></p> <p>(2) The respondent is not willing. → <input type="text" value="GO TO QUESTION 72."/> <input type="checkbox"/></p> <p>QUESTION 69 ONLY NEEDS TO BE ANSWERED FOR THE FIRST PERSON LIVING ABROAD WHO THE INTERVIEWER WILL CONTACT AT A LATER TIME. IN ANY OTHER CASES, GO TO QUESTION 74.</p>
69.	<p>A/ How can I contact you again about the contact details of the person living abroad?</p> <p>(1) on the phone → <input type="text" value="GO TO QUESTION 69/B."/> <input type="checkbox"/></p> <p>(2) in person → <input type="text" value="GO TO QUESTION 69/C."/> <input type="checkbox"/></p> <p>B/ What is your phone number (as contact person)?</p> <p>(1) <i>Previously (in previous survey periods) given contact details. Ask the respondent if the previously given contact detail appearing on the screen is right.</i></p> <p>If not, complete question 2.</p> <p>(2) Other, namely (Name and phone number of the person to be contacted): <input type="checkbox"/></p> <p>C/ Please tell me the time when I can call/contact you to give me the contact details.</p> <p>.....</p> <p><input type="text" value="GO TO QUESTION 74."/> <input type="checkbox"/></p>
70.	<p>Please give at least two types of contact details.</p> <p>A/ E-mail address (<i>very precisely, please spell it letter by letter.</i>) A/</p> <p>B/ Skype account (<i>very precisely, please spell it letter by letter.</i>) B/</p> <p>C/ Mobile number C/</p> <p>D/ Home number abroad D/</p> <p>(Please give country code and regional code very precisely!)</p> <p>E/ If the person is expected to visit home in summer 2013, please give the time of his/her visit and his/her contact details in Hungary.</p> <p>Time of the next (expected) visit home E/ month <input type="text" value=""/> <input type="text" value=""/> day <input type="text" value=""/> <input type="text" value=""/></p> <p>If the person is currently at home or will not visit home until summer 2013, please leave it empty.</p> <p>F/ How long is the person expected to stay in Hungary? F/ until month <input type="text" value=""/> <input type="text" value=""/> until day <input type="text" value=""/> <input type="text" value=""/></p> <p>G/ The person's contact details in Hungary (phone number or address) G/</p>

71.	<p>If there is any information that you consider important regarding the person's contact details, please specify. (eg: what time the person can be called, does the person reply e-mails regularly or not, etc?)</p> <p>Other information:.....</p> <div style="border: 1px solid black; padding: 2px; text-align: center; font-size: small;"> IF THERE ARE OTHER PERSONS LIVING ABROAD, BACK TO QUESTION 61. IN ANY OTHER CASES, IT IS THE END OF THE QUESTIONNAIRE. </div>
72.	<p>A/ I am going to leave you a card with a website address and a code. I would like to ask you to give it to NAMEx(j) and ask him/her to visit the website and complete the online survey. The code generated by the programme should be written on the card. NAMEx(j) can enter the website with the help of this code.</p> <div style="text-align: center; margin: 10px 0;"> </div> <p>B/ Has the card been handed to the respondent?</p> <p>(1) yes <input type="checkbox"/></p> <p>(2) no <input type="checkbox"/></p> <div style="border: 1px solid black; padding: 2px; text-align: center; font-size: small;"> IF THERE ARE OTHER PERSONS LIVING ABROAD, BACK TO QUESTION 61. IN ANY OTHER CASES, IT IS THE END OF THE QUESTIONNAIRE. </div>
73.	<p>The contact details of this person is identical to the contact details of which person? <i>Previously given contact details appear together with the names.</i></p> <p><i>Give the identity number of the person who has the same contact details.</i></p> <div style="text-align: right; margin-right: 20px;"> <input style="width: 20px; height: 20px;" type="text"/> <input style="width: 20px; height: 20px;" type="text"/> </div> <div style="border: 1px solid black; padding: 2px; text-align: center; font-size: small;"> IF THERE ARE OTHER PERSONS LIVING ABROAD, BACK TO QUESTION 61. IN ANY OTHER CASES, IT IS THE END OF THE QUESTIONNAIRE. </div>
74.	<p>Did you manage to get the contact details of the person living abroad when contacting him/her for the second time?</p> <p>(1) yes <input type="checkbox"/> → <div style="border: 1px solid black; padding: 2px; font-size: x-small;">GO TO QUESTION 75.</div></p> <p>(2) not yet, because the interview has just ended, <u>or</u> because second contact will only be made later, after finalizing the questionnaire</p> <p>(3) no, because the person living abroad did not agree to provide his/her contact details</p> <p>(4) no, for other reasons, namely:.....</p> <p>(5) no reply arrived until the finalization of the questionnaire (This can only be answered by the statistician.)</p> <div style="border: 1px solid black; padding: 5px; margin-top: 10px; font-size: x-small;"> <i>If there are other persons living abroad, go back to question 61, in other cases, this is the end of the questionnaire.</i> </div> <div style="text-align: right; margin-right: 20px;"> <input style="width: 20px; height: 20px;" type="checkbox"/> </div>
75.	<p>Please give at least <u>two types of contact details.</u></p> <p>A/ E-mail address (very precisely, please spell it letter by letter.) A/</p> <p>B/ Skype account (very precisely, please spell it letter by letter.) B/</p> <p>C/ Mobile number C/</p> <p>D/ Home number abroad D/</p> <p style="text-align: center; font-size: x-small;"><i>(Please give country code and regional code very precisely!)</i></p> <p>E/ If the person is expected to visit home in summer 2013, please give the time of his/her visit and his/her contact details in Hungary.</p> <p style="margin-left: 20px;">Time of the next (expected) visit home E/ month <input style="width: 20px;" type="text"/> <input style="width: 20px;" type="text"/> day <input style="width: 20px;" type="text"/> <input style="width: 20px;" type="text"/></p> <p style="margin-left: 40px; font-size: x-small;"><i>If the person is currently at home or will not visit home until summer 2013, please leave it empty.</i></p> <p>F/ How long is the person expected to stay in Hungary? F/ until month <input style="width: 20px;" type="text"/> <input style="width: 20px;" type="text"/> until day <input style="width: 20px;" type="text"/> <input style="width: 20px;" type="text"/></p> <p>G/ The person's contact details in Hungary (phone number or address) G/</p>
76.	<p>If there is any information that you consider important regarding the person's contact details, please specify (eg: what time the person can be called, does the person reply e-mails regularly or not, etc?)</p> <p>Other information:.....</p> <div style="border: 1px solid black; padding: 2px; text-align: center; font-size: small;"> IF THERE ARE OTHER PERSONS LIVING ABROAD, BACK TO QUESTION 61. IN ANY OTHER CASES, IT IS THE END OF THE QUESTIONNAIRE. </div>
<p>The end of the interview: <input style="width: 20px;" type="text"/> hour <input style="width: 20px;" type="text"/> minute</p>	

SECOND PHASE SEEMIG QUESTIONNAIRE

Dear Respondent,

The completion of this questionnaire will take about 20 minutes.* Completing the questionnaire is voluntary. We would like to ensure you that your responses and personal data will be handled absolutely separately when processing the result. Therefore, any linkage between the answers and the actual persons would be impossible. Data processing will be carried out complying with legislation regarding the Freedom of Information and Informational Self-Governance (Act CXII of 2011) and legislation regarding statistics (Act XLVI of 1993).

Please give your consent to participating in the research by starting the questionnaire.

The evaluation and publication of research results is carried out by the Hungarian Demographic Research Institute.

The aim of our „Hungarians abroad” research is to learn about the person who leave the country (to study or work abroad): why they leave and what kind of experiences they gain. As international migration is becoming a more and more crucial issue worldwide, these questions also gain more attention all across the globe. You can read more about our research at www.demografia.hu and www.seemig.eu.

Thank you for your cooperation!

* compulsory questions

1. *Sex

1. male
2. female

2. *When were you born?

- 2a. Year:
- 2b. Month:

3. Where were you born?

1. In Hungary => Question 4
2. Abroad

3a. Please write down the present name of this country!

4. *What is your citizenship?

1. Hungarian => Question 5
2. Dual citizenship (Hungarian and another) => Question 4b
3. other => Question 4a

4a. What is your citizenship?

4b. What is your other citizenship besides Hungarian?

5. *When did you acquire your Hungarian citizenship?

0 – At birth.

1939

1940

1941

...

2013

6. *Which statement describes your situation the best?

1. I live abroad (not in Hungary)

2. I spend most of my time abroad (not in Hungary) because of work or other reason. (Periods of being abroad and in Hungary interchange – for example: I do not spend most nights of the week in Hungary, or I spend every second month abroad.)

7. *Which country are you currently living in? / Which country are you currently working (studying or staying for other purposes)?

8. What is the type of the settlement are you currently living / working / studying in?

1. capital city

2. city

3. town

4. village, countryside dwelling

9. When (year, month) did you move to this country? /When (year, month) did you start working / (studying) in this country? (If – with short breaks - you have been living in this country for a longer period of time, please mention the first time you moved here for at least a 3-month period. By short break we mean a break no longer than 3 months.)

9a. *Year: 1939-2013

9b. Month: January – December

10. * Had you ever lived abroad before this, after the age of 18? / *Have you ever lived abroad? Please only mention stays abroad that were longer than 3 months.

1. yes

2. no => Question 12

10a. * How many such occasions have you had in your life?

1 => Question 11/1a

2 => Question 11/1a

3 => Question 11/1a

99 – More than 3

10b. How many such occasions have you had exactly?

=> Question 11/1a

If the person has lived abroad once (10a.=1), the instruction is:

Please give some information about your stay abroad.

If the person has lived abroad twice or three times (10a.= 2, 3), the instruction is:

Please give some information about your stays abroad. Think of the first stay.

If the person has lived abroad more than three times (10a.= "more than 3"), the instruction is:

Please give some information about your stays abroad. Think of the first stay.

11/1a. What is the present name of the country you stayed in?

11/1b. Since when did you live in that country?

11/1ba. Year: 1957 – 2013

11/1bb. Month: January - December

11/1c. Until when did you live in that country?

11/1ca. Year: 1957 – 2013

11/1cb. Month: January - December

11/1d. What was your main activity during this time?

1. I worked (employed, self-employed, helping family member, etc.)

2. I studied.

3. I worked and studied.

4. Other.

If 10a = 1 => Question 12

I would now like to ask you about the second time you stayed abroad.

11/2a. What is the present name of the country you stayed in?

11/2b. Since when did you live in that country?

11/2ba. Year: 1957 – 2013

11/1bb. Month: January - December

11/2c. Until when did you live in that country?

11/2ca. Year: 1957 – 2013

11/2cb. Month: January - December

11/2d. What was your main activity during this time?

1. I worked (employed, self-employed, helping family member, etc.)
2. I studied.
3. I worked and studied.
4. Other.

If 10a = 2 => Question 12

Please think of the third time you stayed abroad.

11/3a. What is the present name of the country you stayed in?

10/3b. Since when did you live in that country?

11/3ba. Year: 1957 – 2013

11/3bb. Month: January - December

11/3c. Until when did you live in that country?

11/3ca. Year: 1957 – 2013

11/3cb. Month: January - December

11/3d. What was your main activity during this time?

1. I worked (employed, self-employed, helping family member, etc.)
2. I studied.
3. I worked and studied.
4. Other.

12. Have you ever worked abroad (for at least a month) while you were living in Hungary? (So for example you commuted between your Hungarian residence and your work place abroad on a daily, weekly or fortnightly basis.) / Besides your current stay abroad had you ever worked abroad (for at least a month) while you were living in Hungary? (So for example you commuted between your Hungarian residence and your work place abroad on a daily, weekly or fortnightly basis.)

1. yes
2. no => Question 15

13. In which country (countries) did you work this way? (If there are more than one country, please mention the country where you worked for the last time.)

13. a. Country 1
13. b. Country 2
13. c. Country 3 _____

(If the person lives abroad, only 13a. appears, if the person is a commuter, answer 13a-13c appears.)

14. Please give an estimate for how much time have you worked abroad this way, in total, throughout your life?

____ months

15. *Before moving abroad, which county was your place of residence? / * Which country is your place of residence?

1. Budapest => Question 17
2. Baranya
3. Bács-Kiskun
4. Békés
5. Borsod-Abaúj-Zemplén
6. Csongrád
7. Fejér
8. Győr-Moson-Sopron
9. Hajdú-Bihar
10. Heves
11. Jász-Nagykun-Szolnok
12. Komárom-Esztergom
13. Nógrád
14. Pest
15. Somogy
16. Szabolcs-Szatmár-Bereg
17. Tolna
18. Vas
19. Veszprém
20. Zala

16. What type of settlement was / is your place of residence?

1. county centre
2. other town
3. village, farm

17: only person living abroad see this question (Question 6=1)

17. Before you moved abroad, how many of you shared a household in Hungary?

- 1- I lived on my own.
- 2
- 3
- ...
- 10
- 88 – More than 10 of us.

18: only commuters see this question (Question 6=2)

18. How many of you are living in the household?

- 1- I live on my own.
- 2
- 3
- ...
- 10
- 88 – More than 10 of us.

19.: only person living abroad see this question.

19. The person(s) who you shared the household with is / are currently...

- 1. Staying abroad too.
- 2. Some of them stayed in Hungary, some of them are living abroad.
- 3. All of them stayed in Hungary.
- 4. They passed away.

20. When you moved/started working (studying) abroad, did you have...

20/1a. ...a husband/wife/partner living abroad?

- 1. yes
- 2. no

20/1b.: only person living abroad see this question (Question 6=1)

20/1b. Was he / she living in the country where you are currently living?

- 1. yes
- 2. no

20/1c.: only commuters see this question (Question 6=2)

20/1c. Was he / she living in the country where you are currently working / studying?

1. yes
2. no

20/2a. ...either of your parents living abroad?

1. yes
2. no

20/2b.: only person living abroad see this question (Question 6=1)

20/2b. Was he / she living in the country where you are currently living?

1. yes
2. no

20/2c.: only commuters see this question (Question 6=2)

20/2c. Was he / she living in the country where you are currently working / studying?

1. yes
2. no

20/3a. ...any of your children living abroad?

1. yes
2. no

20/3b.: only person living abroad see this question (Question 6=1)

20/3b. Was he / she living in the country where you are currently living?

1. yes
2. no

20/3c.: only commuters see this question (Question 6=2)

20/3c. Was he / she living in the country where you are currently working / studying?

1. yes
2. no

20/4a. ...any of your siblings living abroad?

1. yes
2. no

20/4b.: only person living abroad see this question (Question 6=1)

20/4b. Was he / she living in the country where you are currently living?

1. yes
2. no

20/4c.: only commuters see this question (Question 6=2)

20/4c. Was he / she living in the country where you are currently working / studying?

1. yes
2. no

20/5a. ...any other relatives living abroad?

1. yes
2. no

20/5b.: only person living abroad see this question (Question 6=1)

20/5b. Was he / she living in the country where you are currently living?

1. yes
2. no

20/5c.: only commuters see this question (Question 6=2)

20/5c. Was he / she living in the country where you are currently working / studying?

1. yes
2. no

20/6a. ...any of your friends, acquaintances living abroad?

1. yes
2. no

20/6b.: only person living abroad see this question (Question 6=1)

20/6b. Was he / she living in the country where you are currently living?

1. yes
2. no

20/6c.: only commuters see this question (Question 6=2)

20/6c. Was he / she living in the country where you are currently working / studying?

1. yes
2. no

21. How many live children have you ever had in your life?

- 0 - none => Question 23
- 1
 - 2
 - ...
 - 10
 - 88 - more than 10

22. When was your youngest child born?

Year: 1963 - 2013
Month: January - December

23. How many of your siblings are currently living in Hungary? (Think of half-brothers and sisters too.)

- 0 - none
- 1
 - 2
 - ...
 - 10
 - 88 - more than 10

24-25.: only persons living abroad see these

24. *What was the purpose of your moving abroad? (more than one answer is possible)

1. employment => Question 25
2. studying => Question 25
3. settling down => Question 25
4. to join my partner / family member => Question 25
5. other

24a. What was your other purpose?

25. Please summarise shortly, what were the reasons for you to decide to work / study / live abroad?

26-26a.: only commuters see these.

26. *What are the main reasons for you to commute abroad on a regular basis? (more than one answer is possible)

1. employment => Question 27
2. studying => Question 27
3. to join my partner / family member => Question 27
4. other

26a. What is your other purpose?

27. Please summarise shortly, what were the reasons for you to decide to work / study abroad?

28. *Out of the list below, what were the main reasons and motivations that influenced your decision?
(Maximum 3 reasons.)

1. financial reasons, making a living => Question 29
2. reasons related to employment (better employment prospects, better employment conditions and circumstances) => Question 29
3. reasons related to my career (better career prospects, gathering experiences) => Question 29.
4. studies (better education/training, learning a language, getting a degree at a university abroad) => Question 29
5. reasons related to family, private life => Question 29
6. political reasons (hopeless situation of the country) => Question 29
7. other reasons, motivations
- 0 - it was not my decision => Question 29

28a. What were your other reasons, motivations?

29. Where are you currently living? / In the country you are currently working/studying, where are you living?

1. I rent a flat.
2. I own a flat / I share a flat with a family member (partner, parent).
3. in a flat provided for free by a friend / relative
4. Student housing, nurse hostel (other community housing or home)
5. flat provided by the employer
6. other: _____

30.: only persons living abroad see this.

30.*Are you currently living alone or with other people?

1. I live alone => Question 33
2. I share a household with other people.

31.: only commuters see this.

31.*Are you currently living alone or with other people (at your residence abroad)?

1. I live alone => Question 33
2. I live with other people.

32. Please list the people you share a household with. Please select these persons and tell us who they are, what they do, where they were born. Only complete as many rows as many persons you share the household with.

	Who is this person?	What does he / she do?	Where was he / she born?
	1: my wife / husband / partner 2: my child (own or adopted / child of my partner) 3: my parent / parent of my partner 4: partner / husband / wife of my child 5: my sibling 6: other relative 7: other person who is not a relative	1: working (employed, self-employed, helping family member, etc.) 2: unemployed 3: student, apprentice without a salary 4: pensioner 5: unable to work (disabled) 6: on a child care benefit 7: taking care of the household and the family 8: has not reached school age 9: not working for another reason	1: In Hungary 2: In the country where we are currently living. 3: In another country.
1. person			
2. person			
3. person			
4. person			
5. person			
6. person			
7. person			
8. person			
9. person			
10. person			

33. *What is your highest educational level?

1. 8 years of primary education or less
2. vocational school diploma
3. secondary school without diploma
4. secondary school with diploma
5. vocational degree gained after secondary school
6. vocational degree gained in tertiary education
7. college degree or degree equivalent for that (Bachelor)
8. university degree or degree equivalent for that (Masters)
9. PhD- or DLA- degree

34. Where did you get your highest educational level? (If you have more than one, think of the last one.)

1. in Hungary.
2. abroad

35. When did you get your highest educational level? (If you have more than one, think of the last one.)

- 1939
1940
...
2013

36: only persons with any qualification can see this question (Answer for question 33 is not 1 or 3)

36. The name of your latest qualification:

37. Do you have any qualifications that you received outside the formal educational system /adult education?

1. yes
2. no

38: only persons living abroad

38. *What was your main activity in Hungary in the period of 6 months before moving abroad? (If you have lived in more than one foreign country for at least 3 months without a longer break, think of the first time you moved abroad.)

1. I was working (employed, self-employed, helping family member, etc.) => Question 40
2. I was unemployed. => Question 39
3. I was a student / apprentice without a salary => Question 39
4. I was a pensioner. => Question 39
5. I was unable to work (disabled). => Question 39
6. I was on a child care benefit => Question 39
7. I was taking care of the household and the family. => Question 39
8. I was not working for another reason. => Question 39

38a. only commuters see this Question

38.a *What was your main activity in Hungary in the period of 6 months before starting to commute abroad? (If you have worked in more than one foreign country for maximum 3 months without a longer break, think of the first period you worked abroad.)

1. I was working (employed, self-employed, helping family member, etc.) and I am currently working in Hungary => Question 40
2. I was working (employed, self-employed, helping family member, etc.) but I am no longer working in Hungary => Question 40
3. I was unemployed.
4. I was a student / apprentice without a salary
5. I was a pensioner.
6. I was unable to work (disabled).
7. I was on a child care benefit
8. I was taking care of the household and the family.
9. I was not working for another reason.

39. *Have you ever been employed in Hungary?

1. yes
2. no => Question 43

40. What was your last job in Hungary?

41. *Did you work as an employed person or was it a seasonal / short-term job?

1. I was self-employed. => Question 43
2. I was employed.
3. It was a seasonal / short-term job. => Question 43

42. What kind of work contract did you have?

1. Work contract for indefinite term.
2. Work contract for a definite term directly with my employer.
3. Work contract for definite term with an outsourcing company.
4. I worked without a contract.
5. participated in public work's programs
6. I was a trainee / apprentice.
7. Other.

43. *What is your main activity now?

1. I work (employed, self-employed, helping family member)
2. I am unemployed => Question 50
3. I study / I am a trainee without salary => Question 50
4. I am a pensioner => Question 50
5. I am unable to work (disabled) => Question 50
6. I am on child care benefit => Question 50
7. I take care of the household and the family => Question 50
8. I am not working for another reason => Question 50

44. What is your present job?

45. *Are you doing this as an employed or self-employed person or it is a seasonal / short-term job?

1. I am self-employed. => Question 47
2. I am employed.
3. It is a seasonal / short-term job. => Question 47

46. What kind of work contract do you have?

1. Work contract for indefinite term.
2. Work contract for definite term directly with my employer.
3. Work contract for definite term with an outsourcing company
4. I work without a contract.
5. I am a trainee / apprentice.
6. Other.

47. Are you a blue-collar or white collar worker?

7. blue-collar
8. white-collar

48. *To what extent does your present job suit your qualifications?

9. fully
10. partly
11. not at all

49. How did you find your first job abroad?

12. through a family member / relative
13. through friends / acquaintances
14. through foreign friends / acquaintances
15. through an advertisement
16. through an outsourcing office / job agency
17. other

50. What is your mother tongue?

51. When you moved to this country /when you started working (studying) in this country, how well did you speak its language?

1. not at all
2. on elementary level / I could make myself understood
3. on intermediate level / I could engage in conversations
4. fluently => Question 53

52. How well do you speak the language now?

1. not at all
2. on elementary level / I can make myself understood
3. on intermediate level / I can engage in conversations
4. fluently

53. *Do you speak any other foreign languages?

18. yes
19. no => Question 55

Please list the other foreign languages you speak and describe how well you speak them!

54/1a. *What other foreign language do you speak? – Language 1

54/1b. *How well do you speak this language?

1. on elementary level / I can make myself understood
2. on intermediate level / I can engage in conversations
3. fluently

54/2a. What other foreign language do you speak? – Language 2

54/2b. How well do you speak this language?

1. on elementary level / I can make myself understood
2. on intermediate level / I can engage in conversations
3. fluently

54/3a. What other foreign language do you speak? – Language 3

54/3b. How well do you speak this language?

1. on elementary level / I can make myself understood
2. on intermediate level / I can engage in conversations
3. fluently

55. How do you keep contact with your acquaintances living in Hungary when you are staying abroad? (More than one answer is possible!)

1. Hungarian mobile phone
2. mobile phone of a foreign telephone company
3. telephone
4. Skype
5. Viber
6. e-mail
7. social media (e.g.: Facebook, iWiW, Twitter, etc.)
8. other: _____

56.: only persons living abroad see this.

56. How often do you visit Hungary?

1. several times a month
2. once a month
3. every 2 or 3 months
4. a couple of times a year
5. once a year
6. less frequently
7. never
8. other: _____

57-58.: only commuters see this.

57. How often do you visit Hungary?

1. daily
2. more than once a week
3. once a week
4. more than once a month but not weekly
5. once a month
6. every 2 or 3 months
7. other: _____

58. Over the last year, altogether how much time did you spend in Hungary. (If you started commuting less than a year ago, refer to the time period since you started commuting.)

58a. _____ months

58b. _____ weeks

58c. _____ days

59. *Do you provide regular financial support to your family, relatives living in Hungary?

1. Yes, they rely on my help to a great extent.
2. Yes, but this amount is only some supplement for them. (a less significant extension to their income)
3. No. => Question 61

60. *Approximately what proportion of your income is dedicated to this?

- 1%
- 2%
- 3%
- ...
- 100%
- 999 - varying

61. Do your family members, relatives living in Hungary provide you regular financial support?

1. Yes, I rely on their help to a great extent.
2. Yes, but this amount is only some supplement for me (a less significant extension to my income).
3. No.

62. How well would you say you make ends meet / manage from your income?

1. We have serious financial problems => Question 64
2. We have financial problems month by month => Question 64
3. We just make ends meet. => Question 64
4. We manage all right.
5. We manage without any problems.

63. Can you put aside any savings (make any savings) from the money you earn abroad?

1. yes
2. no

64. Did you inform the National Health Care Services about your moving abroad, that is, did you cancel your national health insurance?

1. yes
2. no

65. How did your moving / started working (studying) abroad influence...

	became much worse	became worse	stayed the same	impro-ved	impro-ved a lot	NT
a. your employment prospects?	1	2	3	4	5	9
b. your financial situation?	1	2	3	4	5	9
c. your housing situation?	1	2	3	4	5	9
d. IF YOU HAVE a partner: the relationship between you and your partner?	1	2	3	4	5	9
e. IF THEY ARE STILL ALIVE: the relationship between you and your parents?	1	2	3	4	5	9
f. the overall relationship with your family?	1	2	3	4	5	9
g. the relationship with your friends?	1	2	3	4	5	9
h. your friends' opinion about you?	1	2	3	4	5	9
i. your happiness and satisfaction with life?	1	2	3	4	5	9
j. your freedom to do what you want?	1	2	3	4	5	9
k. the chance to have a harmonic and balanced life when you grow old?	1	2	3	4	5	9
l. the chance to keep your nationality / cultural identity (mother tongue, culture)?	1	2	3	4	5	9

66.: only person living abroad see this.

66. *What plans do you have concerning your future?

1. I would like to stay in the foreign country for good => Question 69
2. I would like to go to another foreign country.
3. I would like to return to Hungary.
4. I am uncertain about the future yet. => Question 69

67.: only commuters see this.

67. *What plans do you have concerning your future?

1. I would like to continue working (studying) in this country
2. I would like to settle in this country.
3. I would like to go to another foreign country.
4. I would like to work/study in Hungary again.
5. I am uncertain about the future yet.

=> Question 69

68. When are you planning to do this?

68a. Year:

68b. Month:

68c. does not know, uncertain:

other, namely:

69. All in all, how satisfied are you with your present life? Please give a value a scale from 1 to 10, 1 meaning absolutely dissatisfied, 10 meaning absolutely satisfied.

1 – absolutely dissatisfied

2

...

10 – absolutely satisfied

70. We would now like to ask you to think about the development of various countries of the world. Please think of very different countries, such as Japan and Mongolia. Please rate them on a scale of 0-10 where 0 means least developed and 10 is the most developed. You can use the other numbers between 0 and 10 for levels of development in between. You can use each number more than once.

70/1. Germany

70/2. Central African Republic

70/3. India

70/4. Ukraine

70/5. Denmark

70/6. Romania

70/7. The United States of America

70/8. Etiopia

70/9. China

70/10. Slovakia

70/11. Bulgaria

70/12. Hungary

70/13. Russia

(countries rotate)

Respondent Driven Sampling block

71. *Please indicate the total number of your friends, relatives and other acquaintances who are Hungarian citizens aged above 15 and live or work abroad. (Please include only those whom you have made contact during the past month – either via email, telephone or in person.)

0 – I have no such acquaintance => Question 74

1

...

10

888 – more than 10

999 – no answer => Question 74

71a. *Exactly how many such acquaintances do you have? (This question only appears if the answer to the previous question is 888, that is the respondent has more than 10 such acquaintances.)

72.

(If the respondent has one such acquaintance, the following text appears)

It is very important for our research to receive detailed and reliable information on Hungarian citizens living abroad. Please support this aim by providing a few basic statistical information on your acquaintances who live abroad. Please give the initials of your above-mentioned acquaintance.

(If the respondent has more than one such acquaintance, the following text appears)

It is very important for our research to receive detailed and reliable information on Hungarian citizens living abroad. Please support this aim by providing a few basic statistical information on your acquaintances who live abroad.

Please give the initials of the first acquaintance who comes to your mind.

If you know more than one such persons, please provide some information about them, too.

Initials	Sex 1. male 2. female	Age category 1. 0–17 2. 18–29 3. 30–39 4. 40–49 5. 50–59 6. 60–69 7. 70+	In which country does he / she live in?	How is he / she related to you? 1. family member, relative 2. partner 3. friend 4. other acquaintance 5. working fellow / colleague 6. Other

(This block only appears if the respondent replied to at least one of the questions – sex, age, country, type of acquaintance – about his/her acquaintance.)

In an upcoming phase of our research we would like contact further emigrants from Hungary in order to have a more complex overview about emigration.

73. We kindly ask you to provide contact details to a couple of your above-mentioned acquaintances. Please take the first and the last person from the list above and provide a phone number and / or an email address to them. The information you provide is handled confidentially and only for research. Your acquaintances will be free to deny participation in the research

Ordinal number of the acquaintance from the previous question	Email address	Phone number

If possible and necessary, please get in touch with these persons and inform them about the research. You are also very welcome to call their attention to this webpage where further information are available: XXX

This part only appears if the respondent provided answer to at least one of the questions – sex, age, country, type of acquaintance – about his/her first acquaintance

74. If you have any opinion about the questionnaire or about living abroad, please write it here.

END OF QUESTIONNAIRE

Thank you for contributing for our research!

LIST OF WORKING PAPERS

1. László Hablicsek, Pál Péter Tóth: The Role of International Migration in Maintaining the Population Size of Hungary between 2000–2050
2. Maritetta Pongrácz: Birth out of Wedlock
3. Attila Melegh: East/West Exclusions and Discourses on Population in the 20th Century
4. Zsolt Spéder: Fertility and Structural Change in Hungary
5. Sándor Illés: Foreigners in Hungary: Migration from the European Union
6. Magdalena Muszyńska: Family Models in Europe in the Context of Women's Status
7. Attila Melegh, Elena Kondratieva, Perttu Salmenhaare, Annika Forsander, László Hablicsek, Adrienn Hegyesi: Globalisation, Ethnicity and Migration. The Comparison of Finland, Hungary and Russia
8. Zsolt Spéder, Balázs Kapitány: Poverty and Deprivation: Assessing Demographic and Social Structural Factors
9. Etelka Daróczi: Ageing and Health in the Transition Countries of Europe – the Case of Hungary
10. Péter Őri: Demographic Patterns and Transitions in 18–20th Century Hungary. County Pest-Pilis-Solt-Kiskun in the Late 18th and Early 20th Centuries
11. Zsolt Spéder, Balázs Kapitány: Ideational Factors and Parenthood. A Gender- and Parity Specific Analysis in a Post-Communist Society
12. Irén Gödri: The Role of Ethnicity and Social Capital in Immigration to Hungary
13. Attila Meleg, Arland Thornton, Dimiter Philipov, Linda Young-DeMarco: Mapping Societal Developmental Hierarchies in Europe: a Bulgarian Perspective
14. Balázs Kapitány, Zsolt Spéder: Factors Affecting the Realisation of Child-Bearing Intentions in Four European Countries
15. Zsolt Spéder, Balázs Kapitány: Realising Birth Intention in European Comparison – Understanding the Post-Communist Fertility Transition
16. Tamás Faragó: Historical Demography in Hungary: a History of Research
17. Attila Melegh: Net Migration and Historical Development in Southeastern Europe since 1950
18. Róbert I. Gál, Endre Szabó, Lili Vargha: The age profile of invisible transfers: the true size of asymmetry in inter-age reallocations
19. Irén Gödri, Béla Soltész, Boróka Bodacz-Nagy: Immigration or emigration country? Migration trends and their socio-economic background in Hungary: A longer-term historical perspective
20. Péter Őri, Levente Pakot: Residence patterns in nineteenth century Hungary: Evidence from the Hungarian MOSAIC sample

The above Working Papers can be ordered at the following e-mail addresses:
workingpapers@demografia.hu

The Workings Papers are also available online at:

www.demografia.hu/en

NOTES